



OFFICIAL NOTICE AND AGENDA

of a meeting of a City Board, Commission, Department, Committee, Agency, Corporation, Quasi-Municipal Corporation, or sub-unit thereof.

Meeting of the: **PUBLIC HEALTH & SAFETY COMMITTEE**

Date/Time: **Monday, August 18, 2025 @ 5:15 P.M.**

Location: **City Hall (407 Grant Street) - Council Chambers**

Members: Lisa Rasmussen (C), Lou Larson (VC), Becky McElhane, Sarah Watson, Carol Lukens

AGENDA ITEMS FOR CONSIDERATION / ACTION

- 1 Approve minutes of a previous meeting(s) (07/21/2025).
- 2 Consider approval or denial of various license applications.
- 3 Update on Community Care Paramedic program in the Wausau Fire Department.
- 4 Discussion and possible action on proposal to adopt the most current edition of NFPA 1 – Uniform Fire Code.
- 5 Tavern Activities Report - July 1 - July 31, 2025.
- 6 Community Outreach Update.

Adjourn

Lisa Rasmussen, Chairperson

NOTICE: It is possible that members of, and possibly a quorum of members of the Committee of the Whole or other committees of the Common Council of the City of Wausau may be in attendance at the above-mentioned meeting. No action will be taken by any such groups.

Any person wishing to offer public comment who does not appear in person to do so, may e-mail kaitlyn.bernarde@ci.wausau.wi.us with "PH&S public comment" in the subject line prior to the meeting start. All public comment, either by email or in person, will be limited to items on the agenda at this time. The messages related to agenda items received prior to the start of the meeting will be provided to the Chair.

This Notice was posted at City Hall and sent to the Daily Herald newsroom on 08/14/2025 @ 4:00 PM

In accordance with the requirements of Title II of the Americans with Disabilities Act of 1990 (ADA), the City of Wausau will not discriminate against qualified individuals with disabilities on the basis of disability in its services, programs or activities. If you need assistance or reasonable accommodations in participating in this meeting or event due to a disability as defined under the ADA, please call the ADA Coordinator at (715) 261-6622 or ADAServices@ci.wausau.wi.us to discuss your accessibility needs. We ask your request be provided a minimum of 72 hours before the scheduled event or meeting. If a request is made less than 72 hours before the event the City of Wausau will make a good faith effort to accommodate your request.

PUBLIC HEALTH & SAFETY COMMITTEE

Date and Time: Monday, July 21, 2025 at 5:15 p.m., Council Chambers

Members Present: Lisa Rasmussen (C), Lou Larson (VC), Sarah Watson, Carol Lukens

Members Absent: Becky McElhaney

Others Present: Matthew Barnes, Justin Pluess

Noting the presence of a quorum Chairperson Rasmussen called the meeting to order at 5:15 p.m.

Approve minutes of a previous meeting(s) (04/21/2025) (05/19/2025) (06/16/2025).

Motion by Larson, seconded by Lukens, to approve. Motion carried 4-0.

Consider approval or denial of various license applications.

Rasmussen stated that Christopher Krahn, applicant for New Bartender/Operator License, appeared to appeal the denial recommendation. It was stated that Dahne Knutter, applicant for Bartender/Operator 2-Year Renewal License, did not appear to appeal the denial recommendation.

Rasmussen stated the applicant that appeared to appeal the denial recommendations could communicate with the Chief of Police to have the recommendation overturned.

Motion by Larson, seconded by Watson, to approve or deny licenses as recommended by staff with the exception of Christopher Krahn. Motion carried 4-0.

Wausau Police Department Quarter 2 2025 Operations Report.

Report placed on file.

Wausau Fire Department Quarter 2 2025 Report.

Report placed on file.

Tavern Activities Report – June 1-June 30, 2025.

Report placed on file.

Community Outreach Update.

Report placed on file.

Adjourn

Motion by Watson, seconded by Lukens, to adjourn. Motion carried. Meeting adjourned at 5:37 p.m.

Kody Hart, Deputy City Clerk



TEL: (715) 261-6616
FAX: (715) 261-6626

TO: Public Health & Safety Committee
FROM: Kody Hart, Deputy City Clerk
RE: Approve or deny various licenses as indicated on the attached summary report of all applications received.
DATE: August 12, 2025

Applications as listed have or will have a background check run by staff and reviewed by the Police Chief or a designee. In accordance with city ordinance, all permits approved are held for debts owed to the city until the debt is paid in full.

STAFF RECOMMENDATIONS

Approve or deny as indicated on the summary report attached, including those that may be introduced at the meeting. Further summaries on staff recommendations are outlined below.

1. **Denial Recommendations – Bartender/Operator New:**
 - **Christopher Krahn** – This application is recommended for denial due to three OWI convictions as well as illegal prescription drug charges.
2. **Approval Recommendation – Tavern Entertainment:**
 - **Truly’s Eatery and Bar** located at 1810 Merrill Aven, license applicant Truly’s Eatery and Bar LLC, agent Hli Xyooj.
3. **Approval Recommendation –Amusement Device:**
 - **Truly’s Eatery and Bar** located at 1810 Merrill Aven, license applicant Truly’s Eatery and Bar LLC, agent Hli Xyooj.
4. **Pending Recommendation – “Class B” Beer & Liquor License:**
 - The Liquor License Review Subcommittee reviewed the applications of **Wausau Museum of Contemporary Art** located at 309 McClellan Street, license applicant MOCA Inc.; **Asch Gardens** located at 180 E. Wausau Avenue, license applicant Asch Properties LLC, owners Kristen and Matthew Aschbrenner.



PHS Date 08/18/2025

License ID	License Typ	Name	Address	Details	Business	Begin Dt	End Dt	Police	PHS	Council
215407	9010 - Bartender/Operator New	KRAHN, CHRISTOPHER	236267 COUNTY RD W WAUSAU WI 54403		KRIST FOOD MART #89	07/01/2025	06/30/2026	No		
214665	9064 - "Class B" Beer & Liquor	ASCHBRENNER, MATTHEW	1100 HIGHLAND PARK BLVD WAUSAU WI 54403		ASCH GARDENS			Yes		
214212	9064 - "Class B" Beer & Liquor	BECKER, HEATHER	924 JEFFERSON STREET WAUSAU WI 54403		WAUSAU MUSEUM OF CONTEMPORARY ART			Yes		
215723	9076 - Tavern Entertainment	,	627 N. 12TH AVE WAUSAU WI 54401		TRULY'S EATERY AND BAR	07/24/2025	06/30/2026			
215722	9078 - Amusement Device	,	627 N. 12TH AVE WAUSAU WI 54401		TRULY'S EATERY AND BAR	07/24/2025	06/30/2026			

Total Licenses



Community Paramedic Update



ASPIRUS®

Matt Kozloski

Firefighter / Paramedic

Certified Fire Inspector

Emergency Medical Instructor

Certified Community Care Paramedic



Community Paramedicine

Utilizes expanded roles to enhance **Social Determinants of Health**

- Access to primary care
- Patient education
- Home safety / access to shelter
- Medication reconciliation / compliance
- Connecting patients to community resources
- Out of hospital assessment and care
- Coordination with PCP, Specialists, Home Care

How Do We Find Our Patients?

- High utilization of 911 or Emergency Department
- High risk diagnosis – CHF, COPD, Diabetes, Asthma, Fall Risk, etc.
- Limited eligibility / access to healthcare
- Low medical literacy as perceived by medical provider(s)
- Need for timely healthcare services or post discharge follow up
 - Referrals from ambulance crews, ED staff, local clinics



Every Intake Visit Includes Assessments of:

- Goals, concerns, **barriers**, current resources
- Activities of Daily Living – degree of independence
- Fall Risk Assessment
- Depression Screening
- Nutritional Screening
- Medication Reconciliation
- Home Safety Assessment
- Vital Signs and Physical Assessment



Enrollment Date



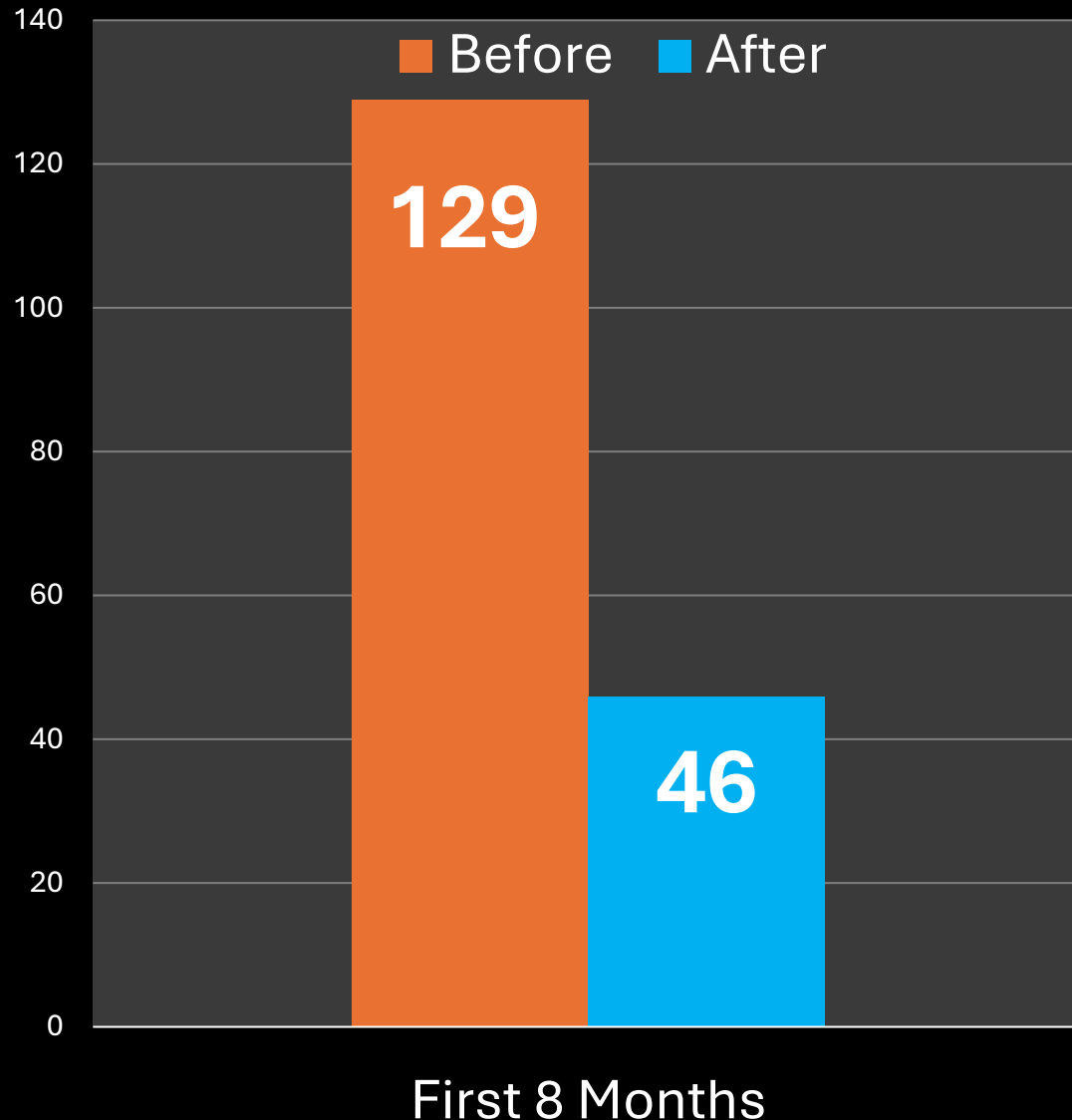
How many 911 calls Before?

How many 911 calls After?

100 Days Before Enrollment

100 Days After Enrollment

911 Utilization Before / After Enrollment

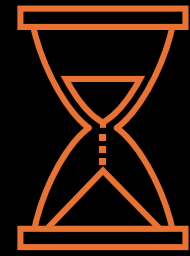


129 calls to 911 before
46 calls to 911 after
83 fewer 911 calls

65% reduction

Savings in Cost & Time

Estimated Prehospital Time Savings









Average EMS call takes **1 hour**

1 hour x 83 EMS calls = **83 hours**



That's an ALS ambulance available **3.45 full days** *'round the clock*

Monday	Tuesday	Wednesday	Thursday	Friday
			 	

Estimated Prehospital Cost Savings

Ambulance Transport

- Basic Life Support (BLS) = **\$1400**
- Advanced Life Support (ALS) = **\$1550**

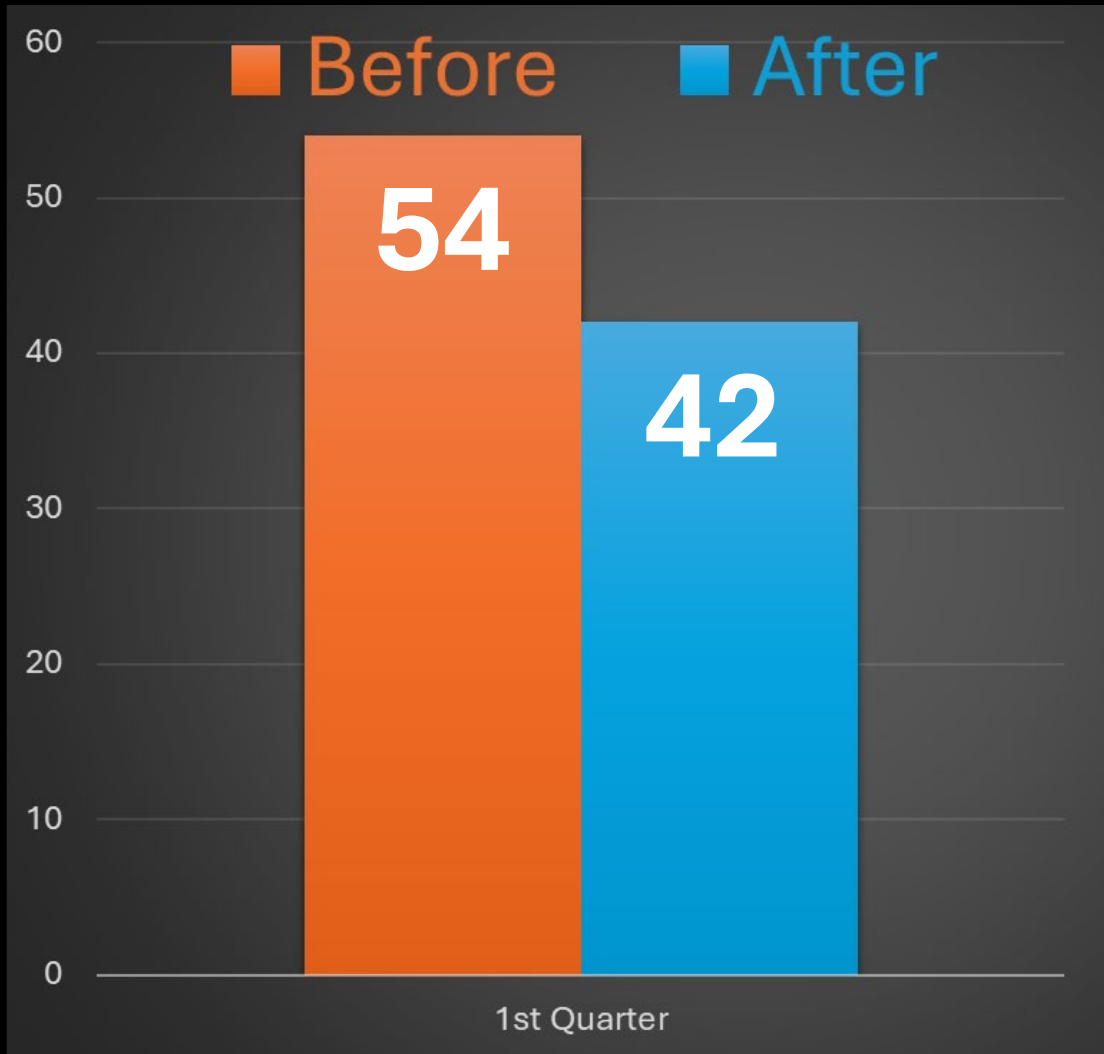
On scene care only (Non-transport)

- BLS = **\$600**
- ALS = **\$1200**

83 calls X \$1400 = **\$116,200** if *all* 83 calls were BLS transports

42 x \$600 + 41 x \$1400 = **\$82,600** if ½ of calls transported to hospital

ED Utilization Before / After Enrollment (1st Quarter)



54 ED visits before

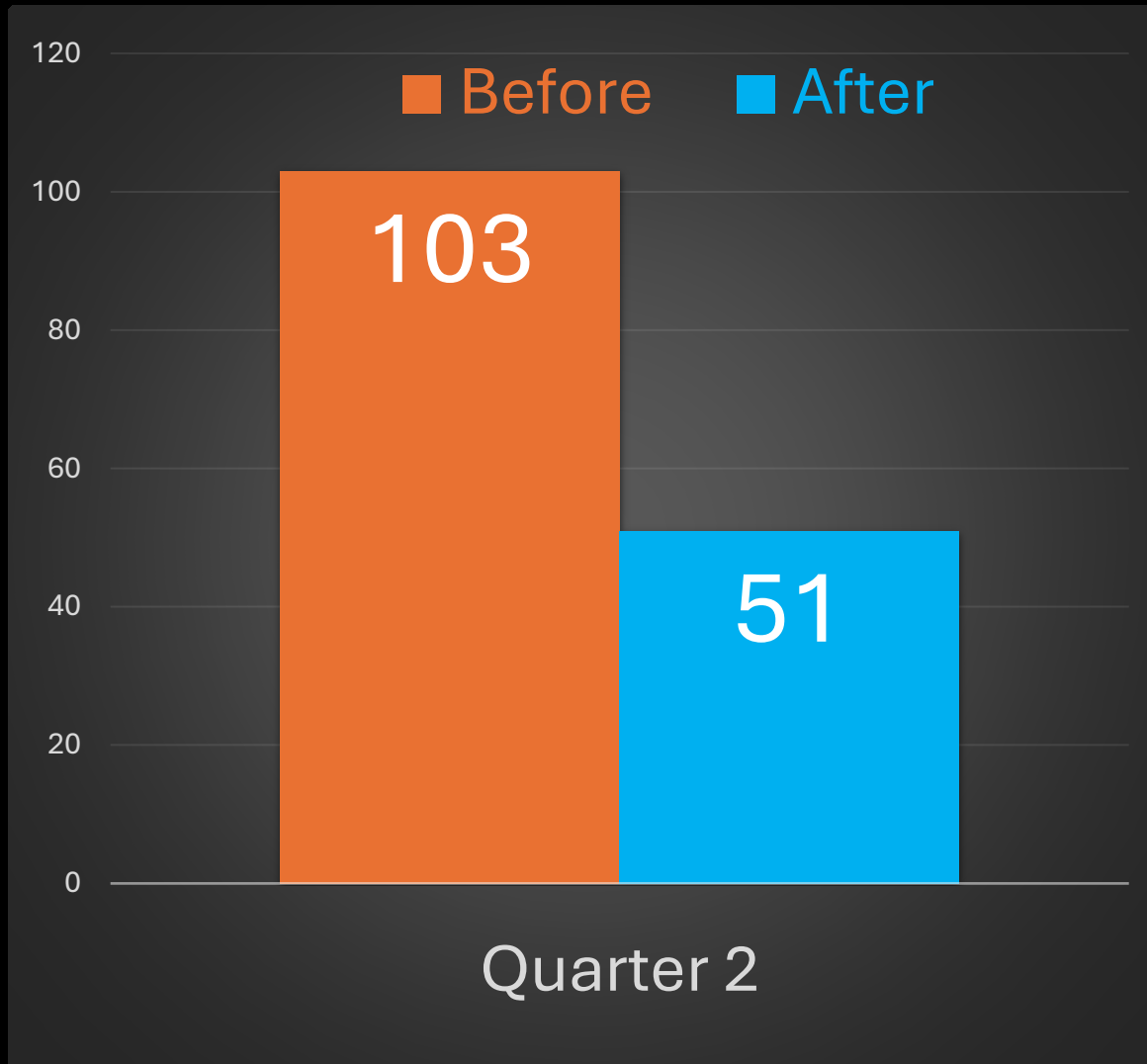
42 ED visits after

12 fewer visits

22% reduction

- **Opportunities for Improvement**

ED Utilization (2nd Quarter)



103 ED visits before

51 ED visits after

52 fewer visits

50% reduction

Emergency Department Time Savings

Avg. Length of Stay for Discharged pts. = **3 hours**

3 hours x 52 visits prevented = **156 hours saved**

6.5 full days a hospital bed might've been occupied but wasn't

Sunday	Monday	Tuesday	Wednesday	Thursday	Friday	Saturday
<input checked="" type="checkbox"/>	<input checked="" type="checkbox"/>	<input checked="" type="checkbox"/>	<input checked="" type="checkbox"/>	<input checked="" type="checkbox"/>	<input checked="" type="checkbox"/>	<input checked="" type="checkbox"/> <input type="checkbox"/> <input checked="" type="checkbox"/>

Cost Savings

Estimated avg. cost of low acuity ED visit – **\$2500***

\$2500 x 52 visits = **\$130,000** in avoided medical costs

The majority of patients involved in CP program are of **low income**

>85% of enrolled patients report struggling financially

Total Time & Cost Savings in 8 Months

83 EMS hours + 156 ED hours
239 hours (almost 10 days)

\$82,600 (EMS) + \$130,000 (ED)

\$212,600

What does this *actually* look like?

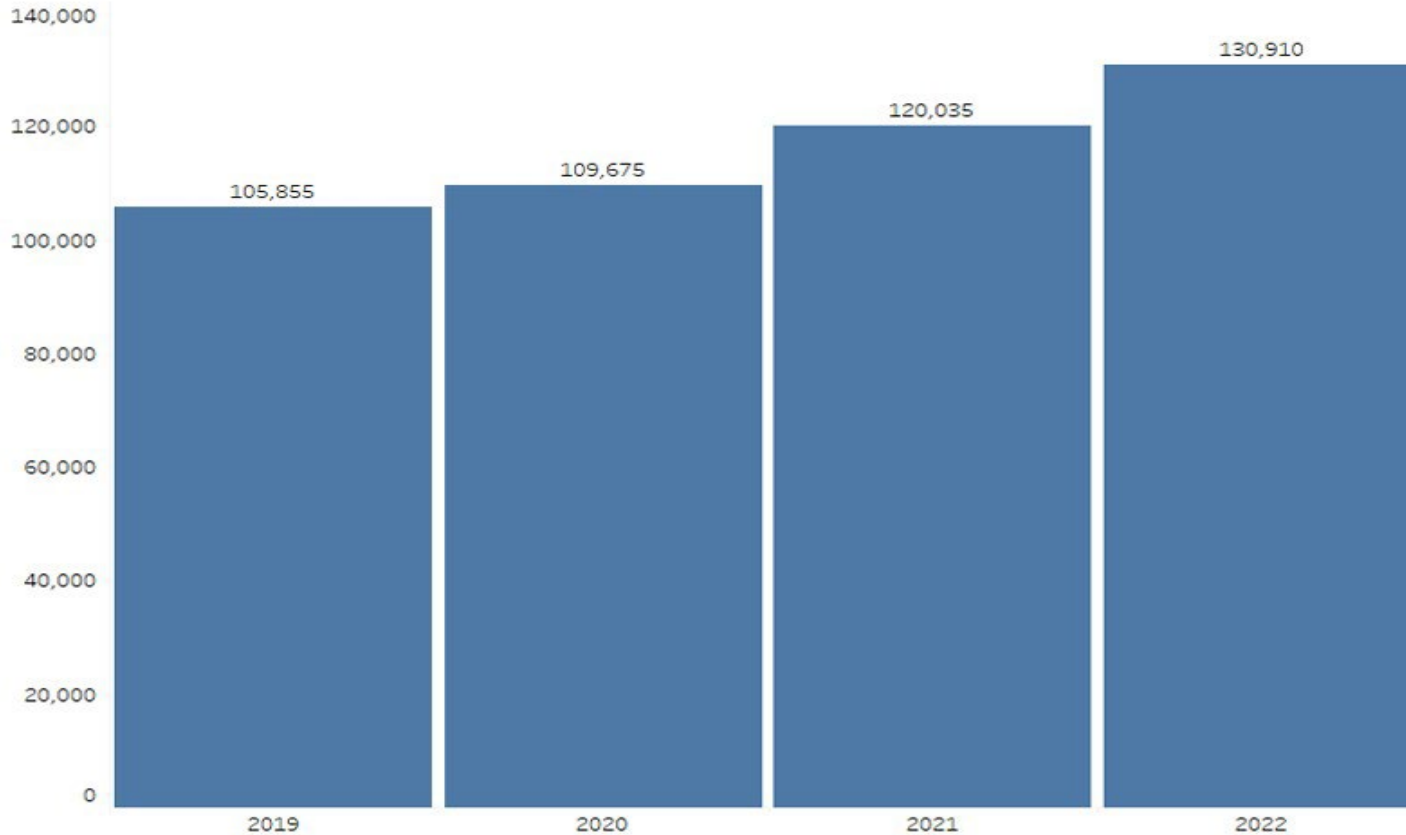
- It pays to double check
- Catching things early
- Navigating the Healthcare System
- Preventing Recidivism Through Follow-up Care

Falls on the Rise



Wisconsin EMS and Falls Report

Falls That EMS Responded to in WARDS by Year



Over 25,000 more falls
in just 4 years

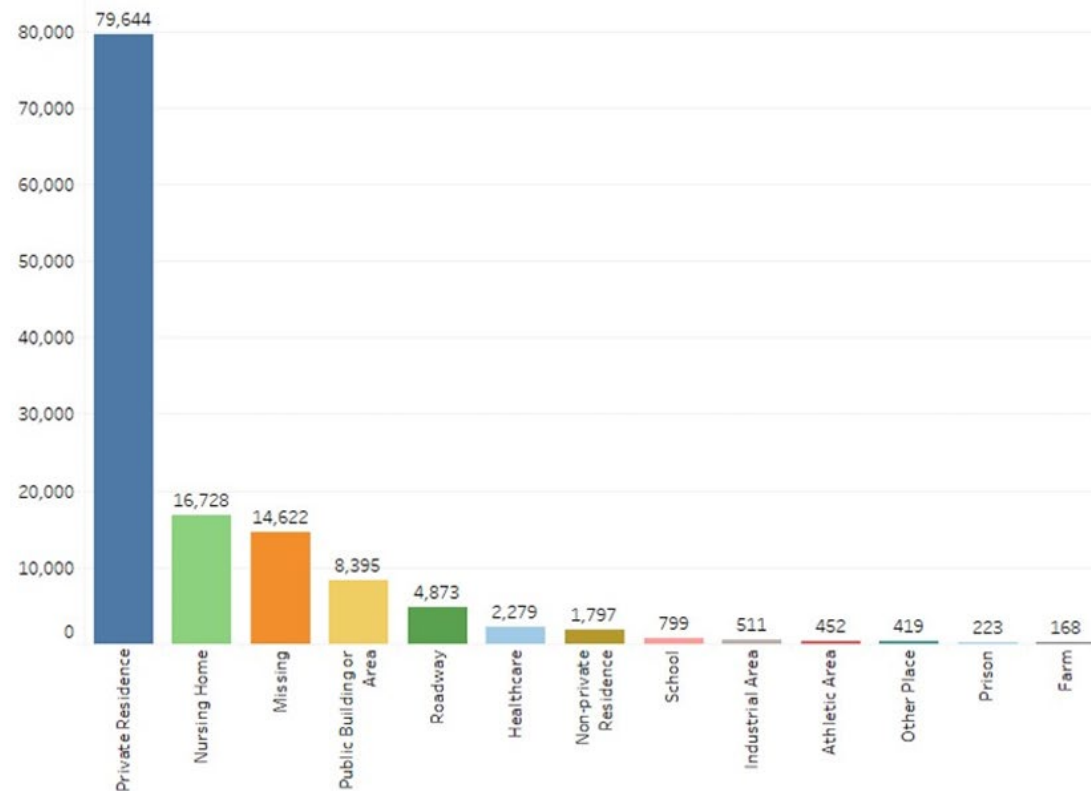
Avg. 7.4%
Per Year

Where Do People Fall?



Wisconsin EMS and Falls Report

Locations of Falls that EMS Responded to in 2022



- #1 – Private Home
- #2 – Nursing Home
- #3 – (Unreported)
- #4 – Public Building
- #5 – Roadway

Local Fall Statistics – WFD – (For 2024)

693 - Transported by Ambulance

486 - Lift Assistance / No Transport

Total Falls Reported

1179



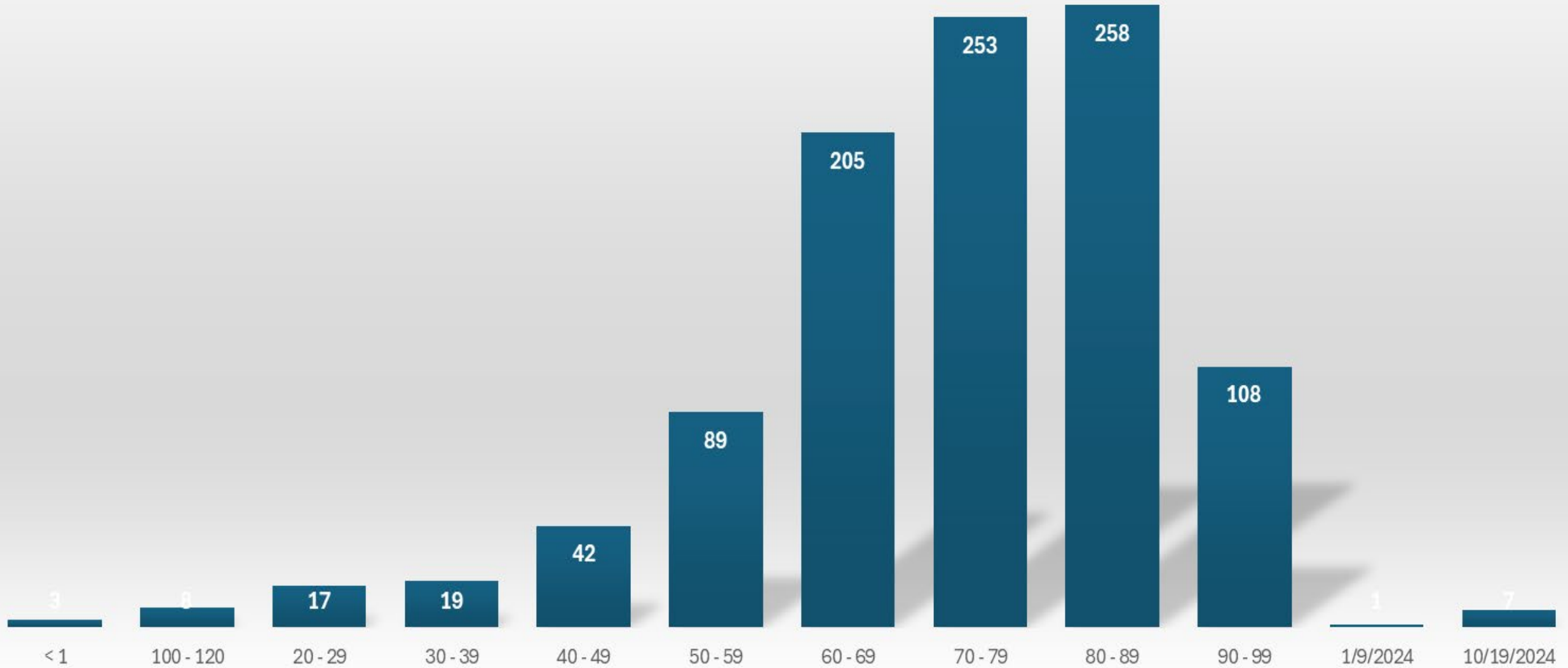
Local Statistics Continued

6,229 Total EMS Calls in 2024

1,179 EMS calls related to Falls

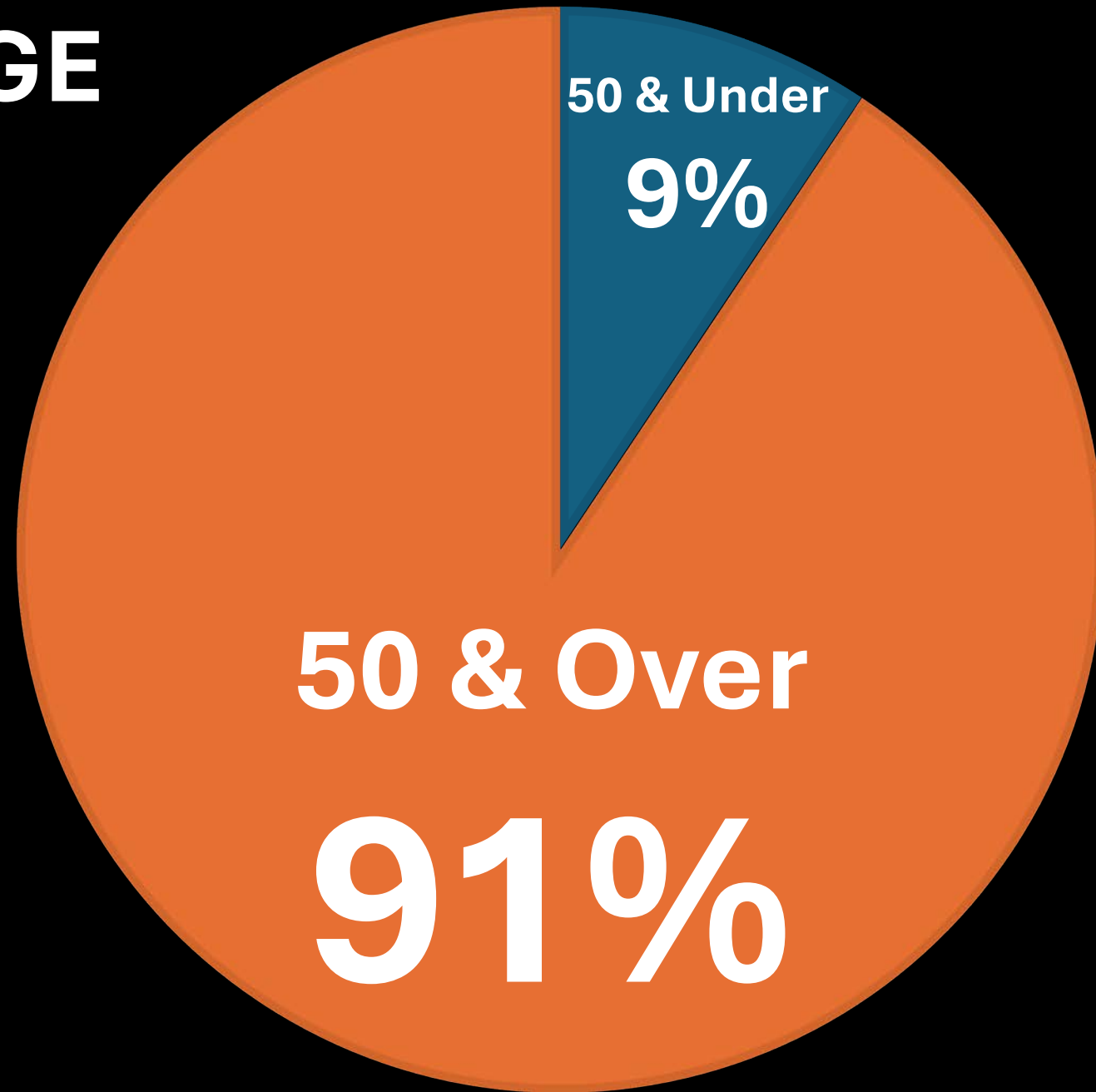
Almost **1** in every **5** calls is a fall (**19%**)



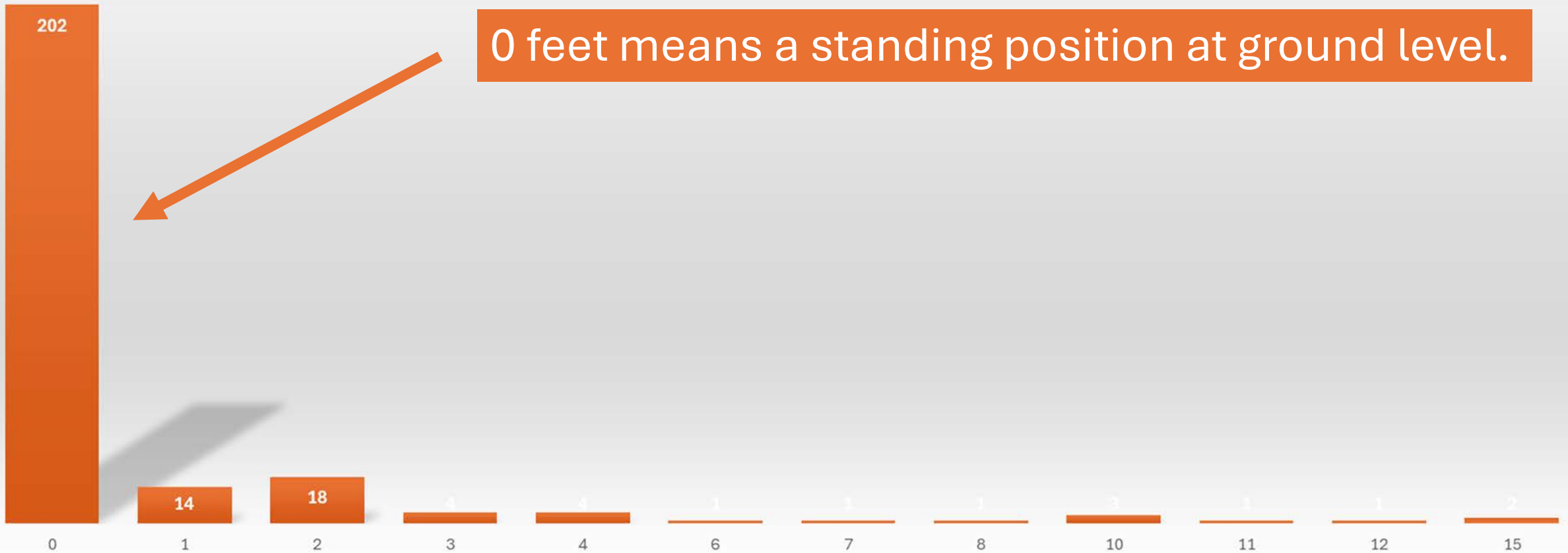


Wausau Falls by Age

FALLS BY AGE

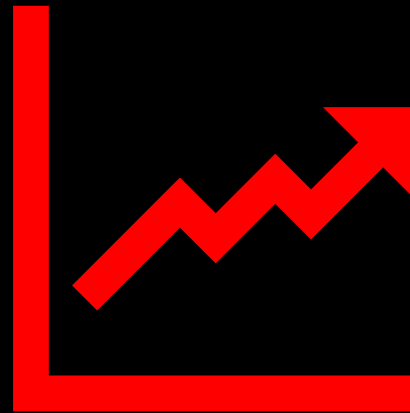


Height of Fall – In Feet




Addressing the rise of falls

- Assessing the home for hazards & *Remedying*
- Assessing individual fall risk
- Referrals to PT / OT / ADRC / Stepping On
- Medication Reconciliation
- Referrals to Habitat for Humanity
 - Grab Bar Installation
 - Ramp it Up Program
- Referrals to meal programs
- Patient education



See the Difference?










“There comes a point where we need to stop just pulling people out of the river.
We need to go upstream and find out why they’re falling in.”

~ Archbishop Desmond Tutu



Memorandum

To: Public Health and Safety Committee

From: Shahn Kariger, Prevention Division Chief

Date: 7/24/2025

Subject: Proposal to Adopt the Most Current Edition of NFPA 1 – Uniform Fire Code

Purpose

This memo is to propose an update to our city ordinance to adopt the most current edition of NFPA 1, Uniform Fire Code, as released by the National Fire Protection Association (NFPA). Our department is currently operating under the 2012 edition, and I recommend we transition to the 2024 edition and adopt a policy of referencing the most current edition moving forward.

Background

The core purpose of fire codes is to protect people and minimize the risk of fire-related casualties. NFPA 1 is a nationally recognized fire code that provides comprehensive guidance on fire prevention, fire protection systems, life safety, and emergency planning. It is updated every three years to reflect technological advances, new research, and lessons learned from real-world incidents.

Our continued use of the 2012 edition means we are operating under standards that are now over a decade old. In that time, fire prevention strategies, building materials, energy systems, and emergency practices have all evolved significantly.

Proposal

I recommend that the city ordinance be updated to reflect the following:

1. Replace the reference to NFPA 1, 2012 edition, with the 2024 edition.
2. Include language in the ordinance that automatically adopts future NFPA 1 editions as they are released (unless otherwise amended by council), to prevent future delays in adoption.

This is consistent with best practices followed by many progressive municipalities and allows us to stay current with evolving fire safety standards without requiring a formal ordinance change every three years.

Benefits

- Improved safety for the public and emergency personnel
- Consistency with state and national fire codes
- Enhanced enforcement capabilities for new technologies (e.g., energy storage systems, updated egress standards) as some of these were not common or did not exist in 2012
- Administrative efficiency by eliminating the need to revise ordinances for each new NFPA edition
- Adds missing points for the Wausau Fire Department ISO rating which can lead to lower insurance costs for city property owners

Next Step

If the committee agrees, I will work with the City Attorney's Office to draft revised ordinance language for formal review and adoption.

Reference Code of Ordinances / Title 17 – Fire Prevention, 17.08.010 – Codes adopted-

The following codes as adopted by the State of Wisconsin are by reference made a part of the City fire prevention code along with any subsequent amendments and/or revisions thereto also adopted by the State of Wisconsin:

(j)NFPA 1 - Fire Prevention Code;

https://library.municode.com/wi/wausau/codes/code_of_ordinances?nodeId=TIT17FIPR_CH17.08ADCO_17.08.010COAD

While the State of Wisconsin has adopted 2012 edition NFPA 1, individual municipalities in Wisconsin can adopt ordinances specifying newer NFPA 1 editions or alternate fire codes, provided they are deemed equivalent to or more stringent than the state-mandated 2012 edition.

I appreciate your consideration of these changes. Please let me know if additional background, comparative code language, or supporting documentation is needed.

Sincerely,

Shahn Kariger
Prevention Division Chief



Wausau Police Department

515 Grand Ave

Wausau, WI 54403

Ph. 715-261-7800

Date: August 3, 2025

To: Chief Barnes

From: Lt. Peter Fish

Subject: Tavern Report, July 1 – July 31, 2025

ROUTINE TAVERN INSPECTIONS*

TAVERN NAME	LOCATION	INSPECTION Y/N	VIOLATION(S)	Underage Compliance Check
Pregame Pub	2002 N 6th St	Y	N	N
Bob & Randy's Bar	1515 N 6th St	Y	N	N
Cop Shoppe Pub	701 Washington St	N	N	N
Domino Bar	740 Washington St	NA	CLOSED	NA
El Jalapenos	300 N 3rd St	NA	CLOSED	NA
Glass Hat	1203 N 3rd St	N	N	N
Hiawatha Restaurant & Lounge	713 Grant St	Y	Y	N
Intermission	325 N 4th St	Y	N	N
Limerick's Public House	634 N 3rd St	Y	N	N
Loppnow's Bar	1502 N 3rd St	N	N	N
Malarkey's	412 N 3rd St	N	N	N
Oz	320 Washington St	N	N	N
Nevermore On Third	1206 N 3rd St	N	N	N
Timekeeper Distillery	607 Grant St	Y	N	N
Wausau on the Water (WOW)	1300 N River Dr	N	N	N
Bull Falls Brewery	901 E. Thomas St	NA	CLOSED	NA
Kin and Kind	2108 Grand Ave	N	N	N
Chellis St. Pub	265 Chellis St	N	N	N
Christine's Bar	936 S. 3rd Ave	Y	N	N
Denmar Tavern	601 W Thomas St	Y	N	N
Eagle's Club	1703 S 3rd Ave	N	N	N
Jim's Corner Pub	1244 S 9th Ave	N	N	N
The Bar and Grill	1025 S 3rd Ave	N	CLOSED	N
Treu's Tic Toc Club	1201 W Thomas St	N	N	N
M&R Station	818 S 3rd Ave	Y	N	N
Days Bowl-A-Dome	1715 Stewart Ave	Y	N	N

Matthew Barnes
Chief

Todd Baeten
Deputy Chief

Melinda Pauls
Patrol Captain

Benjamin Graham
Detective Captain

Nathan Cihlar
Administrative Captain



Wausau Police Department

515 Grand Ave

Wausau, WI 54403

Ph. 715-261-7800

Hutch's Bar	4411 Stewart Ave	N	N	N
Whiskey River Bar & Grill	5512 Stewart Ave	Y	N	N
101 Pub	101 N 3rd Ave	N	N	N
After Shock Bar and Grill	1418 Lenard St	N	N	N
Callon Street Pub	209 Callon St	Y	N	N
Chatterbox Bar	102 S 2nd Ave	N	N	N
4 Fathers Pub	1724 Merrill Ave	N	N	N
Labor Temple	318 S 3rd Ave	N	N	N
North End Pub	1002 N 3rd Ave	N	N	N
Lickity Splitz	1709 Merrill Ave	N	N	N
Newch's Eatery	1810 Merrill Ave	N	CLOSED	N

*During a routine tavern inspection, officers check for the following:

- Sober, licensed bartender present.
- Presence of underage persons.
- Intoxicated persons being served.
- Entertainment license posted if applicable.

In addition to the listed tasks, officers often conduct walkthroughs of taverns, especially when observing large crowds to establish a visible presence, aiming to discourage criminal activities and to encourage compliance with ordinances related to alcohol licenses.

CONVENIENCE/GROCERY STORE INSPECTIONS

None.

RESTAURANT INSPECTIONS

Lemongrass Asian Fusion, 316 N 3rd Street

- (1) *Event #25086741 07/05/2025 at 22:10 Hours.* BAR CHECK: An officer conducted a bar check. No licensed bartender was present. As a result, citations were issued, and the bar was closed.

ALCOHOL COMPLIANCE CHECKS*

*Alcohol Compliance Check Procedure: Police officers conduct alcohol compliance checks by deploying with underage volunteer(s) to taverns and other licensed establishments selling or serving alcoholic beverages to ensure compliance with ordinances related to alcohol licenses.

Matthew Barnes
Chief

Todd Baeten
Deputy Chief

Melinda Pauls
Patrol Captain

Benjamin Graham
Detective Captain

Nathan Cihlar
Administrative Captain



Wausau Police Department

515 Grand Ave

Wausau, WI 54403

Ph. 715-261-7800

ACTIVITY LOG

Hiawatha Restaurant & lounge, 713 Grant Street

- (2) *Event #25086769 07/05/2025 at 23:38 Hours.* BAR CHECK: An officer conducted a bar check. No licensed bartender was present. As a result, citations were issued, and the bar was closed.
- (3) *Event #25095377 07/23/2025 at 20:08 Hours.* CRIMINAL MISCELLANEOUS: An officer responded to the report of a patron refusing to leave. The person left at the officer's request without incident.

Intermission Bar, 325 N 4th Street

- (1) *Event #25094003 07/21/2025 at 01:57 Hours.* CRIMINAL MISCELLANEOUS: Officers responded to the report of two males refusing to leave. As a result, one male was arrested for disorderly conduct.
- (2) *Event #25091093 07/14/2025 at 21:34 Hours.* CRIMINAL MISCELLANEOUS: Officers responded to the report of a male who was threatening the bartender. As a result, the male was issued a citation for disorderly conduct.

Malarkey's, 325 N 3rd Street

- (1) *Event #25088553 07/09/2025 at 16:20 Hours.* CRIMINAL MISCELLANEOUS: An officers responded to the report of a male using foul language who also pushed the business owner. As a result, the male was arrested for disorderly conduct and was also placed on a probation hold.

Whiskey River Bar, 5512 Stewart Avenue

- (1) *Event 25087781 07/08/2025 at 10:05 Hours.* WARRANT SERVICE: Officers assisted WI Department of Revenue Agents with an inspection.

Matt's 101 Pub, 101 N 3rd Avenue

- (1) *Event #25094666 07/22/2025 at 11:30Hours.* CRIMINAL MISCELLANEOUS: Officers responded to the report of a female who walked into the bar, served herself a drink,



Wausau Police Department

515 Grand Ave

Wausau, WI 54403

Ph. 715-261-7800

wouldn't listen to the bartender and was talking to herself. As a result, one adult female was arrested for disorderly conduct and two counts of felony bail jumping.

- (2) *Event #25095896 07/25/2025 00:10 Hours.* CRIMINAL MISCELLANEOUS: Officers responded to the report of four people fighting in the street. As a result, an investigation is continued.

Chatterbox, 102 S 2nd Avenue

- (1) *Event 25086826 07/06/2025 at 07:59 Hours.* WELFARE CHECK: Officers responded to the report of a male who was passed out at the bar. It was reported the male arrived, ordered breakfast and a drink and then passed out. Officers woke the male and he left without incident.

Matthew Barnes
Chief

Todd Baeten
Deputy Chief

Melinda Pauls
Patrol Captain

Benjamin Graham
Detective Captain

Nathan Cihlar
Administrative Captain



Wausau Police Department

515 Grand Ave

Wausau, WI 54403

Ph. 715-261-7800

DEMERIT POINTS ASSESSED

Hiawatha was assessed 50 demerit points for no licensed bartender on 07/05/2025, bringing their current total to 100 points, 50 of which were assessed on 02/24/2025 and will remain until 02/24/2026.

Lemongrass Was assessed 50 demerit points for no licensed bartender on 07/05/2025.

Respectfully submitted,

A handwritten signature in black ink that reads "Peter Fish".

Lt. Peter Fish

Matthew Barnes
Chief

Todd Baeten
Deputy Chief

Melinda Pauls
Patrol Captain

Benjamin Graham
Detective Captain

Nathan Cihlar
Administrative Captain



Wausau Police Department

515 Grand Ave

Wausau, WI 54403

Ph. 715-261-7800

ADDENDUM #1 of 1: CURRENT DEMERIT POINTS

TAVERN NAME	VIOLATION	POINTS ASSESSED	DATE
Lemongrass	No Licensed Bartender	50	7/05/2025
Hiawatha Restaurant & Lounge	No Licensed Bartender	50	7/05/2025
Glass Hat Bar	Sale/Serve Underage	25	4/17/25
Hutch's	Sale/Serve Underage	25	4/17/25
Hiawatha Restaurant & Lounge	Disorderly Conduct	50	2/24/2025
4 Fathers Pub	Noise Complaint – Citation	50	2/1/2025
Newch's Eatery	No Licensed Bartender	50	9/28/2024

Matthew Barnes
Chief

Todd Baeten
Deputy Chief

Melinda Pauls
Patrol Captain

Benjamin Graham
Detective Captain

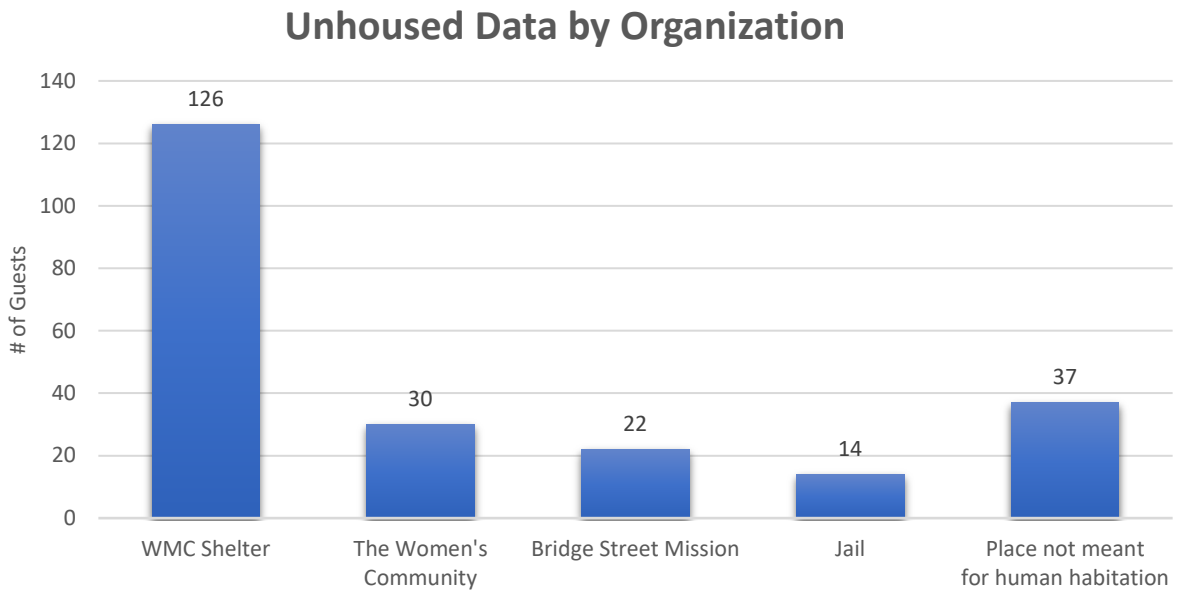
Nathan Cihlar
Administrative Captain

To: Public Health and Safety Committee
From: Tracy Durante, Community Outreach Specialist
Date: July 21, 2025
Re: Community Outreach Update



Unhoused Data

The following graph shows the number of unduplicated¹ guests housed by each organization in the previous month.



Unhoused Data Summary

In July, data provided suggests there were approximately 229 unhoused individuals identified in Wausau through various partnering agencies. As indicated in the footnote, 229 is not the true number of unhoused. As of today, organizations do not cross-reference names when coming up with their unduplicated count. This means an unhoused individual may be part of more than one organization's count, thereby inflating the true number of unhoused. An example is provided in the footnote. This number also does not include those individuals who are considered "couch surfing".

¹ The numbers reflected do not eliminate duplicates across organizations. For example, a person who stays at The WMC Shelter and Marathon County jail in the same month will count as 1 person for each organization.

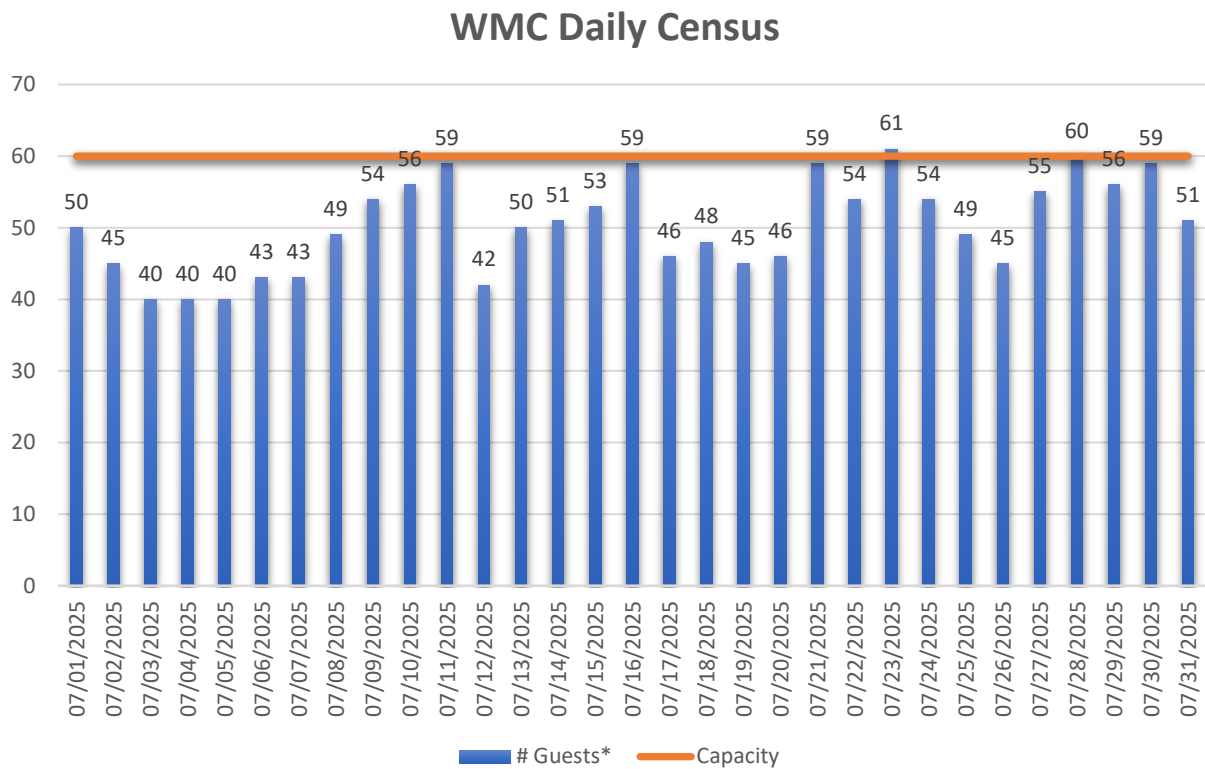
In the graph above, 84 percent of the unhoused sought or received shelter in the month of July. Approximately 16 percent of the unhoused were living outside, or in places not meant for human habitation.

The Women’s Community data includes crime victims who sought shelter because their home was unsafe. This number reflects both adult residents (9) and their children (21).

Bridge Street Mission includes individuals who have received shelter after release from jail/prison, drug rehab, or homelessness. The number reflected should include all individuals who are housed at Bridge Street Mission, because without this amazing program in our community, 22 (per this month’s census) individuals would likely be unhoused in our community.

The Marathon County Jail includes individuals who identify as “homeless” or “unhoused” at the time of booking.

Daily Census



Daily Census Summary

126 unduplicated individuals sought shelter at WMC shelter in the month of July. 25% (31 individuals) were entered in as “new” clients to the shelter. Approximately, 27% of these individuals were unhoused females. Approximately 16% of these individuals are actively employed. To date, 187 unduplicated individuals have sought shelter services at WMC Shelter.

921 volunteer hours were recorded for the month of July.

Outreach Update

In July, seven guests (2 females and 5 males) were exited out of shelter, into stable housing. In addition, two male guests entered into a sober living program at Bridge Street Mission.

In addition to assisting with housing, we have also provided additional aid like transportation to medical/psychiatric appointments, bus passes, medication management, collaboration with St. Vincent DePaul, Catholic Charities, NCCAP, Social Services, Probation/Parole, and CW Solutions (FSET). Assistance was also provided with obtaining identification, setting individuals up with additional services through the ADRC as well as Community Treatment through NCHC. Case/Care Management is a service provided through both resources.

Collaboration with landlords and other non-profit agencies is on-going. Office hours at agencies throughout the city have proven beneficial in reaching the unhoused population.

Challenges and Opportunities

While we celebrate every time an unhoused individual achieves stable housing, the work does not and cannot end there. Generally, the unhoused population is vulnerable. Without someone providing ongoing support, management, intervention, accountability, and aid, the chances of remaining housed wane dramatically. In other words, our work can and will be undone in short order without systems to sustain the work. Thankfully, there are systems in place, but there are also gaps. Where gaps in case management exist, we are filling that void. We recognize, however, that our time and resources are limited in this regard. As a result, we are working to improve our understanding and relationship with existing systems while also exploring solutions that not only bridge the gap to housing, but to the essential supports that will make housing permanent.

Good Shepherd Shelter in Wausau data

Jan. 1, 2024 ---June 30,2025

- Individuals served – 383
- Achieving Stability – 75
- Referred to other Services – 383

Definition of stability is 6 months or more of housing.

These numbers come from Crystal reports through Balance of State Continuum of Care Coordinated Entry. The attached CAPR report is a sample from Good Shepherd data for the year 2024.



2024 Wausau GSS
CAPR.pdf

ESG CAPER Report [FY 2024]

Catholic Charities of Wausau (8767)

Date Range: 01/01/2024 thru 12/31/2024

Agency cat. filter: Agency CoC

Enrollment CoC Filter: No

Funding Criteria: Not Based on Funding Source

Client ID Selection: HUD Unduplicated Personal ID

Q4a. Project Identifiers in HMIS

Organization Name	Organization ID	Project Name	Project ID	HMIS Project Type	RRH Subtype	Coordinated Entry Access Point	Affiliated with a residential project	Project IDs of affiliations	CoC Number	Geocode	Victim Service Provider	Total Active Clients	Total Active Households
Catholic Charities of Wausau (8767)	212	Catholic Charities of Wausau - Warming Center	1100	1		0			WI-500	556980	0	317	317

ESG CAPER Report [FY 2024]

Catholic Charities of Wausau (8767)

Date Range: 01/01/2024 thru 12/31/2024

Agency cat. filter: Agency CoC

Enrollment CoC Filter: No

Funding Criteria: Not Based on Funding Source

Client ID Selection: HUD Unduplicated Personal ID

Q5a. Report Validations Table

Program Applicability: All Projects

Category	Count of Clients for DQ	Count of Clients
Total number of persons served	317	317
Number of adults (age 18 or over)	317	317
Number of children (under age 18)	0	0
Number of persons with unknown age	0	0
Number of leavers	242	242
Number of adult leavers	242	242
Number of adult and head of household leavers	242	242
Number of stayers	75	75
Number of adult stayers	75	75
Number of veterans	14	14
Number of chronically homeless persons	84	84
Number of youth under age 25	10	10
Number of parenting youth under age 25 with children	0	0
Number of adult heads of household	317	317
Number of child and unknown-age heads of household	0	0
Heads of households and adult stayers in the project 365 days or more	0	0

Q6a. Data Quality: Personally Identifiable Information

Program Applicability: All Projects

Data Element	Client Doesn't Know/Prefers Not to Answer	Information Missing	Data Issues	Total	% of Issue Rate
Name (3.01)	0	1	0	1	0.32%
Social Security Number (3.02)	5	1	0	6	1.89%
Date of Birth (3.03)	0	0	0	0	0.00%
Race/Ethnicity (3.04)	0	0		0	0.00%
Gender (3.06)	0	0		0	0.00%
Overall Score				7	2.21%

ESG CAPER Report [FY 2024]

Catholic Charities of Wausau (8767)

Date Range: 01/01/2024 thru 12/31/2024

Agency cat. filter: Agency CoC

Enrollment CoC Filter: No

Funding Criteria: Not Based on Funding Source

Client ID Selection: HUD Unduplicated Personal ID

Q6b. Data Quality: Universal Data Elements

Program Applicability: All Projects

Data Element	Client Doesn't Know/Prefers Not to Answer	Information Missing	Data Issues	Total	% of Issue Rate
Veteran Status (3.07)	1	0	0	1	0.32%
Project Start Date (3.10)			0	0	0.00%
Relationship to Head of Household (3.15)		0	0	0	0.00%
Enrollment CoC (3.16)		0	0	0	0.00%
Disabling Condition (3.08)	1	0	0	1	0.32%

Q6c. Data Quality: Income and Housing Data Quality

Program Applicability: All Projects

Data Element	Client Doesn't Know/Prefers Not to Answer	Information Missing	Data Issues	Total	% of Issue Rate
Destination (3.12)	0	190		190	78.51%
Income and Sources (4.02) at Start	2	0	0	2	0.63%
Income and Sources (4.02) at Annual Assessment	0	0	0	0	0.00%
Income and Sources (4.02) at Exit	2	0	0	2	0.83%

Q6d. Data Quality: Chronic Homelessness

Program Applicability: ES-EE, ES-NbN, SH, Street Outreach, TH, PH(All), CE, SSO, Day Shelter & HP

Entering into project type	Count of total records	Missing time in institution (3.917.2)	Missing time in housing (3.917.2)	Approximate date this episode started (3.917.3) Missing	Number of times (3.917.4) DK/PNTA/missing	Number of months (3.917.5) DK/PNTA/missing	% of records unable to calculate
ES-EE, ES-NbN, SH, Street Outreach	317			0	6	6	3.47%
TH	0	0	0	0	0	0	0.00%
PH (all)	0	0	0	0	0	0	0.00%
CE	0	0	0	0	0	0	0.00%
SSO, Day Shelter, HP	0	0	0	0	0	0	0.00%
Total	317						3.47%

ESG CAPER Report [FY 2024]

Catholic Charities of Wausau (8767)

Date Range: 01/01/2024 thru 12/31/2024

Agency cat. filter: Agency CoC

Enrollment CoC Filter: No

Funding Criteria: Not Based on Funding Source

Client ID Selection: HUD Unduplicated Personal ID

Q6e. Data Quality: Timeliness

Program Applicability: All Projects

Time for Record Entry	Number of Project Start Records	Number of Project Exit Records
< 0 days	0	0
0 days	0	0
1-3 days	147	0
4-6 days	73	2
7-10 days	32	2
11+ days	36	238

Q6f. Data Quality: Inactive Records: Street Outreach and Emergency Shelter

Program Applicability: Street Outreach & ES-NbN

Data Element	# of Records	# of Inactive Records	% of Inactive Records
Contact (Adults and Heads of Household in Street Outreach or ES - NbN)	28	28	100.00%
Bed Night (All clients in ES - NbN)	28	0	0.00%

Q7a. Number of Persons Served

Program Applicability: All Projects

	Total	Without Children	With Children and Adults	With Only Children	Unknown Household Type
Adults	317	317	0		0
Children	0		0	0	0
Client Doesn't Know/Prefers Not to Answer	0	0	0	0	0
Data Not Collected	0	0	0	0	0
Total	317	317	0	0	0
For PSH & RRH - the total persons served who moved into housing	0	0	0	0	0

ESG CAPER Report [FY 2024]

Catholic Charities of Wausau (8767)

Date Range: 01/01/2024 thru 12/31/2024

Agency cat. filter: Agency CoC

Enrollment CoC Filter: No

Funding Criteria: Not Based on Funding Source

Client ID Selection: HUD Unduplicated Personal ID

Q7b. Point-in-Time Count of Persons on the Last Wednesday

Program Applicability: All Projects

	Total	Without Children	With Children and Adults	With Only Children	Unknown Household Type
January	30	30	0	0	0
April	30	30	0	0	0
July	30	30	0	0	0
October	30	30	0	0	0

Q8a. Number of Households Served

Program Applicability: All Projects

	Total	Without Children	With Children and Adults	With Only Children	Unknown Household Type
Total Households	317	317	0	0	0
For PSH & RRH - the total persons served who moved into housing	0	0	0	0	0

Q8b. Point-in-Time Count of Households on the Last Wednesday

Program Applicability: All Projects

	Total	Without Children	With Children and Adults	With Only Children	Unknown Household Type
January	30	30	0	0	0
April	30	30	0	0	0
July	30	30	0	0	0
October	30	30	0	0	0

Q9a. Number of Persons Contacted

Program Applicability: ES-NbN - Street Outreach

Number of Persons Contacted	All Persons Contacted	First contact - NOT staying on the Streets, ES, or SH	First contact - WAS staying on Streets, ES, or SH	First contact - Worker unable to determine
Once	283	0	0	283
2-5 Times	0	0	0	0
6-9 Times	0	0	0	0
10+ Times	0	0	0	0
Total Persons Contacted	283	0	0	283

ESG CAPER Report [FY 2024]

Catholic Charities of Wausau (8767)

Date Range: 01/01/2024 thru 12/31/2024

Agency cat. filter: Agency CoC

Enrollment CoC Filter: No

Funding Criteria: Not Based on Funding Source

Client ID Selection: HUD Unduplicated Personal ID

Q9b. Number of Persons Newly Engaged

Program Applicability: ES-NbN - Street Outreach

Number of Persons Newly Engaged	All Persons Contacted	First contact - NOT staying on the Streets, ES, or SH	First contact - WAS staying on Streets, ES, or SH	First contact - Worker unable to determine
Once	283	0	0	283
2-5 Contacts	0	0	0	0
6-9 Contacts	0	0	0	0
10+ Contacts	0	0	0	0
Total Persons Engaged	283	0	0	283
Rate of Engagement	100.00%	0.00%	0.00%	100.00%

Q10a. Gender

Program Applicability: All Projects

	Total	Without Children	With Children and Adults	With Only Children	Unknown Household Type
Woman	88	88	0	0	0
Man	224	224	0	0	0
Culturally Specific Identity	0	0	0	0	0
Transgender	2	2	0	0	0
Non-Binary	1	1	0	0	0
Questioning	0	0	0	0	0
Different Identity	0	0	0	0	0
Woman/Man	1	1	0	0	0
Woman/Culturally Specific Identity	0	0	0	0	0
Woman/Transgender	0	0	0	0	0
Woman/Non-Binary	0	0	0	0	0
Woman/Questioning	0	0	0	0	0
Woman/Different Identity	0	0	0	0	0
Man/Culturally Specific Identity	0	0	0	0	0
Man/Transgender	1	1	0	0	0
Man/Non-Binary	0	0	0	0	0
Man/Questioning	0	0	0	0	0
Man/Different Identity	0	0	0	0	0

ESG CAPER Report [FY 2024]

Catholic Charities of Wausau (8767)

Date Range: 01/01/2024 thru 12/31/2024

Agency cat. filter: Agency CoC

Enrollment CoC Filter: No

Funding Criteria: Not Based on Funding Source

Client ID Selection: HUD Unduplicated Personal ID

Q10a. Gender

Program Applicability: All Projects

	Total	Without Children	With Children and Adults	With Only Children	Unknown Household Type
Culturally Specific Identity/Transgender	0	0	0	0	0
Culturally Specific Identity/Non-Binary	0	0	0	0	0
Culturally Specific Identity/Questioning	0	0	0	0	0
Culturally Specific Identity/Different Identity	0	0	0	0	0
Transgender/Non-Binary	0	0	0	0	0
Transgender/Questioning	0	0	0	0	0
Transgender/Different Identity	0	0	0	0	0
Non-Binary/Questioning	0	0	0	0	0
Non-Binary/Different Identity	0	0	0	0	0
Questioning/Different Identity	0	0	0	0	0
More than 2 Gender Identities Selected	0	0	0	0	0
Client Doesn't Know/Prefers Not to Answer	0	0	0	0	0
Data Not Collected	0	0	0	0	0
Total	317	317	0	0	0

Q10d. Gender by Age Ranges

Program Applicability: All Projects

	Total	Under Age 18	Age 18-24	Age 25-64	Age 65+	Client Doesn't Know/Prefers Not to Answer	Data Not Collected
Woman	88	0	0	83	5	0	0
Man	224	0	9	207	8	0	0
Culturally Specific Identity	0	0	0	0	0	0	0
Transgender	2	0	0	2	0	0	0
Non-Binary	1	0	0	1	0	0	0
Questioning	0	0	0	0	0	0	0
Different Identity	0	0	0	0	0	0	0
Woman/Man	1	0	0	1	0	0	0
Woman/Culturally Specific Identity	0	0	0	0	0	0	0

ESG CAPER Report [FY 2024]

Catholic Charities of Wausau (8767)

Date Range: 01/01/2024 thru 12/31/2024

Agency cat. filter: Agency CoC

Enrollment CoC Filter: No

Funding Criteria: Not Based on Funding Source

Client ID Selection: HUD Unduplicated Personal ID

Q10d. Gender by Age Ranges

Program Applicability: All Projects

	Total	Under Age 18	Age 18-24	Age 25-64	Age 65+	Client Doesn't Know/Prefers Not to Answer	Data Not Collected
Woman/Transgender	0	0	0	0	0	0	0
Woman/Non-Binary	0	0	0	0	0	0	0
Woman/Questioning	0	0	0	0	0	0	0
Woman/Different Identity	0	0	0	0	0	0	0
Man/Culturally Specific Identity	0	0	0	0	0	0	0
Man/Transgender	1	0	1	0	0	0	0
Man/Non-Binary	0	0	0	0	0	0	0
Man/Questioning	0	0	0	0	0	0	0
Man/Different Identity	0	0	0	0	0	0	0
Culturally Specific Identity/Transgender	0	0	0	0	0	0	0
Culturally Specific Identity/Non-Binary	0	0	0	0	0	0	0
Culturally Specific Identity/Questioning	0	0	0	0	0	0	0
Culturally Specific Identity/Different Identity	0	0	0	0	0	0	0
Transgender/Non-Binary	0	0	0	0	0	0	0
Transgender/Questioning	0	0	0	0	0	0	0
Transgender/Different Identity	0	0	0	0	0	0	0
Non-Binary/Questioning	0	0	0	0	0	0	0
Non-Binary/Different Identity	0	0	0	0	0	0	0
Questioning/Different Identity	0	0	0	0	0	0	0
More than 2 Gender Identities Selected	0	0	0	0	0	0	0
Client Doesn't Know/Prefers Not to Answer	0	0	0	0	0	0	0
Data Not Collected	0	0	0	0	0	0	0
Total	317	0	10	294	13	0	0

ESG CAPER Report [FY 2024]

Catholic Charities of Wausau (8767)

Date Range: 01/01/2024 thru 12/31/2024

Agency cat. filter: Agency CoC

Enrollment CoC Filter: No

Funding Criteria: Not Based on Funding Source

Client ID Selection: HUD Unduplicated Personal ID

Q11. Age

Program Applicability: All Projects

	Total	Without Children	With Children and Adults	With Only Children	Unknown Household Type
Under 5	0		0	0	0
5-12	0		0	0	0
13-17	0		0	0	0
18-24	10	10	0		0
25-34	61	61	0		0
35-44	101	101	0		0
45-54	79	79	0		0
55-64	53	53	0		0
65+	13	13	0		0
Client Doesn't Know/ Prefers Not to Answer	0	0	0	0	0
Data Not Collected	0	0	0	0	0
Total	317	317	0	0	0

Q12. Race and Ethnicity

Program Applicability: All Projects

	Total	Without Children	With Children and Adults	With Only Children	Unknown Household Type
American Indian, Alaska Native, or Indigenous	13	13	0	0	0
Asian or Asian American	19	19	0	0	0
Black, African American, or African	27	27	0	0	0
Hispanic/Latina/e/o	4	4	0	0	0
Middle Eastern or North African	0	0	0	0	0
Native Hawaiian or Pacific Islander	1	1	0	0	0
White	227	227	0	0	0
Asian or Asian American & American Indian, Alaska Native, or Indigenous	0	0	0	0	0
Black, African American, or African & American Indian, Alaska Native, or Indigenous	1	1	0	0	0
Hispanic/Latina/e/o & American Indian, Alaska Native, or Indigenous	0	0	0	0	0

**ESG CAPER Report
[FY 2024]**

Q12. Race and Ethnicity

Program Applicability: All Projects

	Total	Without Children	With Children and Adults	With Only Children	Unknown Household Type
Middle Eastern or North African & American Indian, Alaska Native, or Indigenous	0	0	0	0	0
Native Hawaiian or Pacific Islander & American Indian, Alaska Native, or Indigenous	1	1	0	0	0
White & American Indian, Alaska Native, or Indigenous	8	8	0	0	0
Black, African American, or African & Asian or Asian American	0	0	0	0	0
Hispanic/Latina/e/o & Asian or Asian American	0	0	0	0	0
Middle Eastern or North African & Asian or Asian American	0	0	0	0	0
Native Hawaiian or Pacific Islander & Asian or Asian American	0	0	0	0	0
White & Asian or Asian American	1	1	0	0	0
Hispanic/Latina/e/o & Black, African American, or African	2	2	0	0	0
Middle Eastern or North African & Black, African American, or African	0	0	0	0	0
Native Hawaiian or Pacific Islander & Black, African American, or African	0	0	0	0	0
White & Black, African American, or African	6	6	0	0	0
Middle Eastern or North African & Hispanic/Latina/e/o	0	0	0	0	0
Native Hawaiian or Pacific Islander & Hispanic/Latina/e/o	1	1	0	0	0
White & Hispanic/Latina/e/o	6	6	0	0	0
Native Hawaiian or Pacific Islander & Middle Eastern or North African	0	0	0	0	0
White & Middle Eastern or North African	0	0	0	0	0
White & Native Hawaiian or Pacific Islander	0	0	0	0	0
Multiracial - more than 2 races/ethnicity, with one being Hispanic/Latina/e/o	0	0	0	0	0
Multiracial - more than 2 races, where no option is Hispanic/Latina/e/o	0	0	0	0	0
Client Doesn't Know/Prefers Not to Answer	0	0	0	0	0
Data Not Collected	0	0	0	0	0
Total	317	317	0	0	0

ESG CAPER Report [FY 2024]

Catholic Charities of Wausau (8767)

Date Range: 01/01/2024 thru 12/31/2024

Agency cat. filter: Agency CoC

Enrollment CoC Filter: No

Funding Criteria: Not Based on Funding Source

Client ID Selection: HUD Unduplicated Personal ID

Q13a1. Physical and Mental Health Conditions at Start

Program Applicability: All Projects

	Total Persons	Without Children	Adults in HH with Children & Adults	Children in HH with Children & Adults	With Only Children	Unknown Household Type
Mental Health Disorder	173	173	0	0	0	0
Alcohol Use Disorder	35	35	0	0	0	0
Drug Use Disorder	38	38	0	0	0	0
Both Alcohol and Drug Use Disorders	26	26	0	0	0	0
Chronic Health Condition	107	107	0	0	0	0
HIV/AIDS	0	0	0	0	0	0
Developmental Disability	66	66	0	0	0	0
Physical Disability	105	105	0	0	0	0

ESG CAPER Report [FY 2024]

Catholic Charities of Wausau (8767)

Date Range: 01/01/2024 thru 12/31/2024

Agency cat. filter: Agency CoC

Enrollment CoC Filter: No

Funding Criteria: Not Based on Funding Source

Client ID Selection: HUD Unduplicated Personal ID

Q13b1. Physical and Mental Health Conditions at Exit

Program Applicability: All Projects

	Total Persons	Without Children	Adults in HH with Children & Adults	Children in HH with Children & Adults	With Only Children	Unknown Household Type
Mental Health Disorder	130	130	0	0	0	0
Alcohol Use Disorder	21	21	0	0	0	0
Drug Use Disorder	32	32	0	0	0	0
Both Alcohol and Drug Use Disorders	18	18	0	0	0	0
Chronic Health Condition	79	79	0	0	0	0
HIV/AIDS	0	0	0	0	0	0
Developmental Disability	52	52	0	0	0	0
Physical Disability	75	75	0	0	0	0

ESG CAPER Report [FY 2024]

Catholic Charities of Wausau (8767)

Date Range: 01/01/2024 thru 12/31/2024

Agency cat. filter: Agency CoC

Enrollment CoC Filter: No

Funding Criteria: Not Based on Funding Source

Client ID Selection: HUD Unduplicated Personal ID

Q13c1. Physical and Mental Health Conditions for Stayers

Program Applicability: All Projects

	Total Persons	Without Children	Adults in HH with Children & Adults	Children in HH with Children & Adults	With Only Children	Unknown Household Type
Mental Health Disorder	43	43	0	0	0	0
Alcohol Use Disorder	14	14	0	0	0	0
Drug Use Disorder	6	6	0	0	0	0
Both Alcohol and Drug Use Disorders	8	8	0	0	0	0
Chronic Health Condition	28	28	0	0	0	0
HIV/AIDS	0	0	0	0	0	0
Developmental Disability	14	14	0	0	0	0
Physical Disability	30	30	0	0	0	0

ESG CAPER Report [FY 2024]

Q14a. History of Domestic Violence, Sexual Assault, Dating Violence, Stalking, or Human Trafficking

Program Applicability: All Projects

	Total	Without Children	With Children and Adults	With Only Children	Unknown Household Type
Yes	128	128	0	0	0
No	188	188	0	0	0
Client Doesn't Know/Prefers Not to Answer	1	1	0	0	0
Data Not Collected	0	0	0	0	0
Total	317	317	0	0	0

Q14b. Most recent experience of domestic violence, sexual assault, dating violence, stalking, or human trafficking

Program Applicability: All Projects

	Total	Without Children	With Children and Adults	With Only Children	Unknown Household Type
Within the past three months	22	22	0	0	0
Three to six months ago	8	8	0	0	0
Six months to one year	12	12	0	0	0
One year ago, or more	85	85	0	0	0
Client Doesn't Know/Prefers Not to Answer	1	1	0	0	0
Data Not Collected	0	0	0	0	0
Total	128	128	0	0	0

Q15. Living Situation

Program Applicability: All Projects

	Total	Without Children	With Children and Adults	With Only Children	Unknown Household Type
Homeless Situations					
Place not meant for habitation	145	145	0	0	0
Emergency shelter, including hotel or motel paid for with emergency shelter voucher, Host Home shelter	34	34	0	0	0
Safe Haven	2	2	0	0	0
Subtotal	181	181	0	0	0

ESG CAPER Report [FY 2024]

Catholic Charities of Wausau (8767)

Date Range: 01/01/2024 thru 12/31/2024

Agency cat. filter: Agency CoC

Enrollment CoC Filter: No

Funding Criteria: Not Based on Funding Source

Client ID Selection: HUD Unduplicated Personal ID

Q15. Living Situation

Program Applicability: All Projects

	Total	Without Children	With Children and Adults	With Only Children	Unknown Household Type
Institutional Situations					
Foster care home or foster care group home	0	0	0	0	0
Hospital or other residential non-psychiatric medical facility	6	6	0	0	0
Jail, prison, or juvenile detention facility	26	26	0	0	0
Long-term care facility or nursing home	0	0	0	0	0
Psychiatric hospital or other psychiatric facility	10	10	0	0	0
Substance abuse treatment facility or detox center	1	1	0	0	0
Subtotal	43	43	0	0	0
Temporary Situations					
Transitional housing for homeless persons (including homeless youth)	2	2	0	0	0
Residential project or halfway house with no homeless criteria	6	6	0	0	0
Hotel or motel paid for without emergency shelter voucher	14	14	0	0	0
Host Home (non-crisis)	0	0	0	0	0
Staying or living in a friend's room, apartment, or house	28	28	0	0	0
Staying or living in a family member's room, apartment, or house	16	16	0	0	0
Subtotal	66	66	0	0	0
Permanent Situations					
Rental by client, no ongoing housing subsidy	6	6	0	0	0
Rental by client, with ongoing housing subsidy	2	2	0	0	0
Owned by client, with ongoing housing subsidy	0	0	0	0	0

ESG CAPER Report [FY 2024]

Catholic Charities of Wausau (8767)

Date Range: 01/01/2024 thru 12/31/2024

Agency cat. filter: Agency CoC

Enrollment CoC Filter: No

Funding Criteria: Not Based on Funding Source

Client ID Selection: HUD Unduplicated Personal ID

Q15. Living Situation

Program Applicability: All Projects

	Total	Without Children	With Children and Adults	With Only Children	Unknown Household Type
Owned by client, no ongoing housing subsidy	0	0	0	0	0
Subtotal	8	8	0	0	0
Client Doesn't Know/Prefers Not to Answer	0	0	0	0	0
Data Not Collected	19	19	0	0	0
Subtotal	19	19	0	0	0
Total	317	317	0	0	0

ESG CAPER Report [FY 2024]

Catholic Charities of Wausau (8767)

Date Range: 01/01/2024 thru 12/31/2024

Agency cat. filter: Agency CoC

Enrollment CoC Filter: No

Funding Criteria: Not Based on Funding Source

Client ID Selection: HUD Unduplicated Personal ID

Q16. Cash Income - Ranges

Program Applicability: All Projects

	Income at Start	Income at Latest Annual Assessment for Stayers	Income at Exit for Leavers
No Income	178	0	137
\$1 - \$150	5	0	3
\$151 - \$250	0	0	0
\$251 - \$500	5	0	2
\$501 - \$1,000	54	0	38
\$1,001 - \$1,500	42	0	34
\$1,501 - \$2,000	13	0	12
\$2,001+	18	0	14
Client Doesn't Know/Prefers Not to Answer	2	0	2
Data Not Collected	0	0	0
Number of adult stayers not yet required to have an annual assessment		75	
Number of adult stayers without required annual assessment		0	
Total Adults	317	75	242

ESG CAPER Report [FY 2024]

Catholic Charities of Wausau (8767)

Date Range: 01/01/2024 thru 12/31/2024

Agency cat. filter: Agency CoC

Enrollment CoC Filter: No

Funding Criteria: Not Based on Funding Source

Client ID Selection: HUD Unduplicated Personal ID

Q17. Cash Income - Sources

Program Applicability: All Projects

	Income at Start	Income at Latest Annual Assessment for Stayers	Income at Exit for Leavers
Earned Income	46	0	31
Unemployment Insurance	0	0	0
Supplemental Security Income (SSI)	38	0	30
Social Security Disability Insurance (SSDI)	47	0	39
VA Service - Connected Disability Compensation	3	0	3
VA Non-Service Connected Disability Pension	0	0	0
Private Disability Insurance	1	0	1
Worker's Compensation	0	0	0
Temporary Assistance for Needy Families (TANF)	0	0	0
General Assistance (GA)	1	0	1
Retirement Income from Social Security	6	0	5
Pension or retirement income from a former job	2	0	0
Child Support	4	0	4
Alimony and other spousal support	1	0	1
Other Source	7	0	4
Adults with Income Information at Start and Annual Assessment/Exit		0	240

ESG CAPER Report [FY 2024]

Catholic Charities of Wausau (8767)

Date Range: 01/01/2024 thru 12/31/2024

Agency cat. filter: Agency CoC

Enrollment CoC Filter: No

Funding Criteria: Not Based on Funding Source

Client ID Selection: HUD Unduplicated Personal ID

Q19b. Disabling Conditions and Income for Adults at Exit

Program Applicability: All Projects

	AO: Adult with Disabling Condition	AO: Adult without Disabling Condition	AO: Total Adults	AO: % with Disabling Condition by Source	AC: Adult with Disabling Condition	AC: Adult without Disabling Condition	AC: Total Adults	AC: % with Disabling Condition by Source	UK: Adult with Disabling Condition	UK: Adult without Disabling Condition	UK: Total Adults	UK: % with Disabling Condition by Source
Earned Income	18	13	31	58.06%	0	0	0	0.00%	0	0	0	0.00%
Unemployment Insurance	0	0	0	0.00%	0	0	0	0.00%	0	0	0	0.00%
Supplemental Security Income (SSI)	29	1	30	96.67%	0	0	0	0.00%	0	0	0	0.00%
Social Security Disability Insurance (SSDI)	39	0	39	100.00%	0	0	0	0.00%	0	0	0	0.00%
VA Service-Connected Disability Compensation	3	0	3	100.00%	0	0	0	0.00%	0	0	0	0.00%
VA Non-Service-Connected Disability Pension	0	0	0	0.00%	0	0	0	0.00%	0	0	0	0.00%
Private Disability Insurance	1	0	1	100.00%	0	0	0	0.00%	0	0	0	0.00%
Worker's Compensation	0	0	0	0.00%	0	0	0	0.00%	0	0	0	0.00%
Temporary Assistance for Needy Families (TANF)	0	0	0	0.00%	0	0	0	0.00%	0	0	0	0.00%
General Assistance (GA)	0	1	1	0.00%	0	0	0	0.00%	0	0	0	0.00%
Retirement Income from Social Security	4	1	5	80.00%	0	0	0	0.00%	0	0	0	0.00%
Pension or retirement income from a former job	0	0	0	0.00%	0	0	0	0.00%	0	0	0	0.00%
Child Support	4	0	4	100.00%	0	0	0	0.00%	0	0	0	0.00%
Alimony and other spousal support	1	0	1	100.00%	0	0	0	0.00%	0	0	0	0.00%
Other source	4	0	4	100.00%	0	0	0	0.00%	0	0	0	0.00%
No Sources	94	42	136	69.12%	0	0	0	0.00%	0	0	0	0.00%
Unduplicated Total Adults	181	58	239		0	0	0		0	0	0	

ESG CAPER Report [FY 2024]

Catholic Charities of Wausau (8767)

Date Range: 01/01/2024 thru 12/31/2024

Agency cat. filter: Agency CoC

Enrollment CoC Filter: No

Funding Criteria: Not Based on Funding Source

Client ID Selection: HUD Unduplicated Personal ID

Q20a. Type of Non-Cash Benefit Sources

Program Applicability: All Projects

	Benefit at Start	Benefit at Latest Annual Assessment for Stayers	Benefit at Exit for Leavers
Supplemental Nutrition Assistance Program (SNAP)(Previously known as Food Stamps)	197	0	144
Special Supplemental Nutrition Program for Women, Infants, and Children (WIC)	0	0	0
TANF Child Care Services	0	0	0
TANF Transportation Services	1	0	1
Other TANF-Funded Services	1	0	1
Other Source	1	0	0

ESG CAPER Report [FY 2024]

Catholic Charities of Wausau (8767)

Date Range: 01/01/2024 thru 12/31/2024

Agency cat. filter: Agency CoC

Enrollment CoC Filter: No

Funding Criteria: Not Based on Funding Source

Client ID Selection: HUD Unduplicated Personal ID

Q21. Health Insurance

Program Applicability: All Projects

	At Start	At Annual Assessment for Stayers	At Exit for Leavers
MEDICAID	230	0	172
MEDICARE	26	0	21
State Children's Health Insurance Program	0	0	0
Veteran's Health Administration (VHA)	4	0	3
Employer-Provided Health Insurance	5	0	4
Health Insurance obtained through COBRA	0	0	0
Private Pay Health Insurance	0	0	0
State Health Insurance for Adults	8	0	6
Indian Health Services Program	0	0	0
Other	5	0	3
No Health Insurance	56	0	44
Client Doesn't Know/Prefers Not to Answer	8	0	7
Data not Collected	0	0	0
Number of Stayers not yet Required to Have an Annual Assessment		75	
1 Source of Health Insurance	229	0	174
More than 1 Source of Health Insurance	24	0	17

ESG CAPER Report [FY 2024]

Catholic Charities of Wausau (8767)

Date Range: 01/01/2024 thru 12/31/2024

Agency cat. filter: Agency CoC

Enrollment CoC Filter: No

Funding Criteria: Not Based on Funding Source

Client ID Selection: HUD Unduplicated Personal ID

Q22a2. Length of Participation - ESG Projects

Program Applicability: All Projects

	Total	Leavers	Stayers
0 to 7 days	126	110	16
8 to 14 days	42	33	9
15 to 21 days	34	22	12
22 to 30 days	25	22	3
31 to 60 days	53	30	23
61 to 90 days	16	13	3
91 to 180 days	19	11	8
181 to 365 days	2	1	1
366 to 730 days (1-2 Yrs)	0	0	0
731 to 1,095 days (2-3 Yrs)	0	0	0
1,096 to 1,460 days (3-4 Yrs)	0	0	0
1,461 to 1,825 days (4-5 Yrs)	0	0	0
More than 1,825 days (> 5 Yrs)	0	0	0
Total	317	242	75

ESG CAPER Report [FY 2024]

Catholic Charities of Wausau (8767)

Date Range: 01/01/2024 thru 12/31/2024

Agency cat. filter: Agency CoC

Enrollment CoC Filter: No

Funding Criteria: Not Based on Funding Source

Client ID Selection: HUD Unduplicated Personal ID

Q22c. Length of Time between Project Start Date and Housing Move-in Date

Program Applicability: PH - Rapid Re-Housing; PH - Permanent Supportive Housing

	Total	Without Children	With Children and Adults	With Only Children	Unknown Household Type
7 days or less	0	0	0	0	0
8 to 14 days	0	0	0	0	0
15 to 21 days	0	0	0	0	0
22 to 30 days	0	0	0	0	0
31 to 60 days	0	0	0	0	0
61 to 90 days	0	0	0	0	0
91 to 180 days	0	0	0	0	0
181 to 365 days	0	0	0	0	0
366 to 730 days (1-2 Yrs)	0	0	0	0	0
Total (persons moved into housing)	0	0	0	0	0
Average length of time to housing	0	0	0	0	0
Persons who were exited without move-in	0	0	0	0	0
Total persons	0	0	0	0	0

Q22d. Length of Participation by Household Type

Program Applicability: All Projects

	Total	Without Children	With Children and Adults	With Only Children	Unknown Household Type
7 days or less	126	126	0	0	0
8 to 14 days	42	42	0	0	0
15 to 21 days	34	34	0	0	0
22 to 30 days	25	25	0	0	0
31 to 60 days	53	53	0	0	0
61 to 90 days	16	16	0	0	0
91 to 180 days	19	19	0	0	0
181 to 365 days	2	2	0	0	0
366 to 730 days (1-2 Yrs)	0	0	0	0	0
731 days or more	0	0	0	0	0
Total	317	317	0	0	0

ESG CAPER Report [FY 2024]

Catholic Charities of Wausau (8767)

Date Range: 01/01/2024 thru 12/31/2024

Agency cat. filter: Agency CoC

Enrollment CoC Filter: No

Funding Criteria: Not Based on Funding Source

Client ID Selection: HUD Unduplicated Personal ID

Q22e. Length of Time Prior to Housing - based on 3.917 Date Homelessness Started

Program Applicability: ES-EE, ES-NbN, TH, PSH, SH, PH & RRH

	Total	Without Children	With Children and Adults	With Only Children	Unknown Household Type
7 days or less	129	129	0	0	0
8 to 14 days	32	32	0	0	0
15 to 21 days	7	7	0	0	0
22 to 30 days	12	12	0	0	0
31 to 60 days	18	18	0	0	0
61 to 90 days	17	17	0	0	0
91 to 180 days	23	23	0	0	0
181 to 365 days	19	19	0	0	0
366 to 730 days (1-2 Yrs)	24	24	0	0	0
731 days or more	35	35	0	0	0
Total (persons moved into housing)	316	316	0	0	0
Not yet moved into housing	0	0	0	0	0
Data Not Collected	1	1	0	0	0
Total persons	317	317	0	0	0

Q22f. Length of Time between Project Start Date and Housing Move-in Date by Race and Ethnicity

Program Applicability: PH - Rapid Re-Housing; PH - Permanent Supportive Housing

	American Indian, Alaska Native, or Indigenous	Asian or Asian American	Black, African American, or African	Hispanic/Latina/e/o	Middle Eastern or North African	Native Hawaiian or Pacific Islander	White	At Least 1 Race and Hispanic/Latina/e/o	Multi-racial (does not include Hispanic/Latina/e/o)	Unknown (Doesn't Know, Prefers not to Answer, Data not Collected)
Persons Moved Into Housing	0	0	0	0	0	0	0	0	0	0
Persons Exited Without Move-In	0	0	0	0	0	0	0	0	0	0
Average time to Move-In	0	0	0	0	0	0	0	0	0	0
Median time to Move-In	0	0	0	0	0	0	0	0	0	0

ESG CAPER Report [FY 2024]

Catholic Charities of Wausau (8767)

Date Range: 01/01/2024 thru 12/31/2024

Agency cat. filter: Agency CoC

Enrollment CoC Filter: No

Funding Criteria: Not Based on Funding Source

Client ID Selection: HUD Unduplicated Personal ID

Q22g. Length of Time Prior to Housing by Race and Ethnicity - based on 3.917 Date Homelessness Started

Program Applicability: ES-EE, ES-NbN, TH, PSH, SH, PH & RRH

	American Indian, Alaska Native, or Indigenous	Asian or Asian American	Black, African American, or African	Hispanic/Latina/e/o	Middle Eastern or North African	Native Hawaiian or Pacific Islander	White	At Least 1 Race and Hispanic/Latina/e/o	Multi-racial (does not include Hispanic/Latina/e/o)	Unknown (Doesnt Know, Prefers not to Answer, Data not Collected)
Persons Moved Into Housing	13	19	27	4	0	1	227	9	17	0
Persons Not Yet Moved Into Housing	0	0	0	0	0	0	0	0	0	0
Average time to Move-In	1,434	116	99	7	0	0	334	148	277	0
Median time to Move-In	370	29	12	7	0	0	14	8	9	0

ESG CAPER Report [FY 2024]

Q23c. Exit Destination

Program Applicability: All Projects

	Total	Without Children	With Children and Adults	With Only Children	Unknown Household Type
Homeless Situations					
Place not meant for habitation (e.g., a vehicle, an abandoned building, bus/train/subway station/airport or anywhere outside)	12	12	0	0	0
Emergency shelter, including hotel or motel paid for with emergency shelter voucher, Host Home shelter	11	11	0	0	0
Safe Haven	0	0	0	0	0
Subtotal	23	23	0	0	0
Institutional Situations					
Foster care home or foster care group home	0	0	0	0	0
Hospital or other residential non-psychiatric medical facility	1	1	0	0	0
Jail, prison, or juvenile detention facility	2	2	0	0	0
Long-term care facility or nursing home	0	0	0	0	0
Psychiatric hospital or other psychiatric facility	0	0	0	0	0
Substance abuse treatment facility or detox center	0	0	0	0	0
Subtotal	3	3	0	0	0
Temporary Situations					
Transitional housing for homeless persons (including homeless youth)	1	1	0	0	0
Residential project or halfway house with no homeless criteria	1	1	0	0	0
Hotel or motel paid for without emergency shelter voucher	0	0	0	0	0
Host Home (non-crisis)	0	0	0	0	0
Staying or living with family, temporary tenure (e.g., room, apartment, or house)	0	0	0	0	0

ESG CAPER Report [FY 2024]

Catholic Charities of Wausau (8767)

Date Range: 01/01/2024 thru 12/31/2024

Agency cat. filter: Agency CoC

Enrollment CoC Filter: No

Funding Criteria: Not Based on Funding Source

Client ID Selection: HUD Unduplicated Personal ID

Q23c. Exit Destination

Program Applicability: All Projects

	Total	Without Children	With Children and Adults	With Only Children	Unknown Household Type
Staying or living with friends, temporary tenure (e.g., room, apartment, or house)	1	1	0	0	0
Moved from one HOPWA funded project to HOPWA TH	0	0	0	0	0
Subtotal	3	3	0	0	0
Permanent Situations					
Staying or living with family, permanent tenure	0	0	0	0	0
Staying or living with friends, permanent tenure	0	0	0	0	0
Moved from one HOPWA funded project to HOPWA PH	0	0	0	0	0
Rental by client, no ongoing housing subsidy	7	7	0	0	0
Rental by client, with ongoing housing subsidy	14	14	0	0	0
Owned by client, with ongoing housing subsidy	0	0	0	0	0
Owned by client, no ongoing housing subsidy	0	0	0	0	0
Subtotal	21	21	0	0	0
Other Situations					
No Exit Interview completed	183	183	0	0	0
Other	1	1	0	0	0
Deceased	1	1	0	0	0
Client Doesn't Know/Prefers Not to Answer	0	0	0	0	0
Data Not Collected	7	7	0	0	0
Subtotal	192	192	0	0	0
TOTAL	242	242	0	0	0

ESG CAPER Report [FY 2024]

Catholic Charities of Wausau (8767)

Date Range: 01/01/2024 thru 12/31/2024

Agency cat. filter: Agency CoC

Enrollment CoC Filter: No

Funding Criteria: Not Based on Funding Source

Client ID Selection: HUD Unduplicated Personal ID

Q23c. Exit Destination

Program Applicability: All Projects

	Total	Without Children	With Children and Adults	With Only Children	Unknown Household Type
Total persons exiting to positive housing destinations	21	21	0	0	0
Total persons exiting to destinations that excluded them from the calculation	2	2	0	0	0
Percentage of persons exiting to positive housing destinations	8.75%	8.75%	0.00%	0.00%	0.00%

Q23d. Exit Destination - Subsidy Type of Persons Exiting to Rental by Client With An Ongoing Subsidy

Program Applicability: All Projects except Homelessness Prevention

	Total	Without Children	With Children and Adults	With Only Children	Unknown Household Type
GPD TIP housing subsidy	0	0	0	0	0
VASH housing subsidy	0	0	0	0	0
RRH or equivalent subsidy	5	5	0	0	0
HCV voucher (tenant or project based) (not dedicated)	1	1	0	0	0
Public housing unit	2	2	0	0	0
Rental by client, with other ongoing housing subsidy	3	3	0	0	0
Housing Stability Voucher	0	0	0	0	0
Family Unification Program Voucher (FUP)	0	0	0	0	0
Foster Youth to Independence Initiative (FYI)	0	0	0	0	0
Permanent Supportive Housing	3	3	0	0	0
Other permanent housing dedicated for formerly homeless persons	0	0	0	0	0
TOTAL	14	14	0	0	0

ESG CAPER Report [FY 2024]

Catholic Charities of Wausau (8767)

Date Range: 01/01/2024 thru 12/31/2024

Agency cat. filter: Agency CoC

Enrollment CoC Filter: No

Funding Criteria: Not Based on Funding Source

Client ID Selection: HUD Unduplicated Personal ID

Q23e. Exit Destination Type by Race and Ethnicity

Program Applicability: All Projects

	Total	American Indian, Alaska Native, or Indigenous	Asian or Asian American	Black, African American, or African	Hispanic/Latina/e/o	Middle Eastern or North African	Native Hawaiian or Pacific Islander	White	At Least 1 Race and Hispanic/Latina/e/o	Multi-racial (does not include Hispanic/Latina/e/o)	Unknown (Doesnt Know, Prefers not to Answer, Data not Collected)
Homeless Situations	23	0	1	1	0	0	0	19	2	0	0
Institutional Situations	3	0	0	0	0	0	0	2	0	1	0
Temporary Housing Situations	3	0	0	0	0	0	0	3	0	0	0
Permanent Housing Situations	21	1	0	2	1	0	0	16	0	1	0
Other Situations	192	7	13	17	3	0	1	135	6	10	0
Total	242	8	14	20	4	0	1	175	8	12	0

ESG CAPER Report [FY 2024]

Catholic Charities of Wausau (8767)

Date Range: 01/01/2024 thru 12/31/2024

Agency cat. filter: Agency CoC

Enrollment CoC Filter: No

Funding Criteria: Not Based on Funding Source

Client ID Selection: HUD Unduplicated Personal ID

Q24a. Homelessness Prevention Housing Assessment at Exit

Program Applicability: Homelessness Prevention

	Total	Without Children	With Children and Adults	With Only Children	Unknown Household Type
Able to maintain the housing they had at project start--Without a subsidy	0	0	0	0	0
Able to maintain the housing they had at project start--With the subsidy they had at project start	0	0	0	0	0
Able to maintain the housing they had at project start--With an on-going subsidy acquired since project start	0	0	0	0	0
Able to maintain the housing they had at project start--Only with financial assistance other than a subsidy	0	0	0	0	0
Moved to new housing unit--With on-going subsidy	0	0	0	0	0
Moved to new housing unit--Without an on-going subsidy	0	0	0	0	0
Moved in with family/friends on a temporary basis	0	0	0	0	0
Moved in with family/friends on a permanent basis	0	0	0	0	0
Moved to a transitional or temporary housing facility or program	0	0	0	0	0
Client became homeless - moving to a shelter or other place unfit for human habitation	0	0	0	0	0
Jail/prison	0	0	0	0	0
Deceased	0	0	0	0	0
Client Doesn't Know/Prefers Not to Answer	0	0	0	0	0
Data not collected (no exit interview completed)	0	0	0	0	0
Total	0	0	0	0	0

ESG CAPER Report [FY 2024]

Catholic Charities of Wausau (8767)

Date Range: 01/01/2024 thru 12/31/2024

Agency cat. filter: Agency CoC

Enrollment CoC Filter: No

Funding Criteria: Not Based on Funding Source

Client ID Selection: HUD Unduplicated Personal ID

Q24d. Language of Persons Requiring Translation Assistance

Program Applicability: All Projects

Language Response (Top 20 Languages Selected)	Total Persons Requiring Translation Assistance
Spanish	2
English	1
Different Preferred Language	0
Total	3

ESG CAPER Report [FY 2024]

Catholic Charities of Wausau (8767)

Date Range: 01/01/2024 thru 12/31/2024

Agency cat. filter: Agency CoC

Enrollment CoC Filter: No

Funding Criteria: Not Based on Funding Source

Client ID Selection: HUD Unduplicated Personal ID

Q25a. Number of Veterans

Program Applicability: All Projects

	Total	Without Children	With Children and Adults	Unknown Household Type
Chronically Homeless Veteran	3	3	0	0
Non-Chronically Homeless Veteran	11	11	0	0
Not a Veteran	302	302	0	0
Client Doesn't Know/Prefers Not to Answer	1	1	0	0
Data Not Collected	0	0	0	0
Total	317	317	0	0

ESG CAPER Report [FY 2024]

Catholic Charities of Wausau (8767)

Date Range: 01/01/2024 thru 12/31/2024

Agency cat. filter: Agency CoC

Enrollment CoC Filter: No

Funding Criteria: Not Based on Funding Source

Client ID Selection: HUD Unduplicated Personal ID

Q26b. Number of Chronically Homeless Persons by Household

Program Applicability: All Projects

	Total	Without Children	With Children and Adults	With Only Children	Unknown Household Type
Chronically Homeless	84	84	0	0	0
Not Chronically Homeless	225	225	0	0	0
Client Doesn't Know/Prefers Not to Answer	8	8	0	0	0
Data Not Collected	0	0	0	0	0
Total	317	317	0	0	0