



OFFICIAL NOTICE & AGENDA
REGULAR MEETING

MEETING: Police & Fire Commission
DATE/TIME: Monday, April 27, 2026 at 7:30 AM
LOCATION: City Hall — Council Chambers
407 Grant Street, Wausau WI, 54403

MEMBERS:
Kathy Strasser (P) Thomas Garver
Cheryl Bahr Vylis Lyskys
Katie Rosenberg

AMENDED

1 Call to order by the presiding officer.

Roll Call

2 Consideration of the minutes of the preceding meeting(s).

March 23, 2026 Regular Police and Fire Commission Minutes

3 Discussion and possible action.

Open for General Agenda Items

4 Presentations.

I. Monthly Fire Department Operations Update:

- Presentation of current Fire Department activities
- Report on subsequent policy changes regarding controlled substances
- 1st Quarter Report

II. Monthly Police Department Operations Update:

- Presentation of current Police Department activities
- 1st Quarter Report

5 Adjournment.

Next Meeting: May 18, 2026

Kathy Strasser, President

**NOTICE POSTED AT CITY HALL (407 GRANT STREET) AND
TRANSMITTED TO THE OFFICIALLY DESIGNATED NEWSPAPER**

DATE: 4/21/2026

TIME: 1:00 PM

POSTED BY: Noel Newbury

In accordance with the requirements of Title II of the Americans with Disabilities Act of 1990 (ADA), the City of Wausau will not discriminate against qualified individuals with disabilities on the basis of disability in its services, programs or activities. If you need assistance or reasonable accommodations in participating in this meeting or event due to a disability as defined under the ADA, please call the ADA Coordinator at (715) 261-6622 or ADAServices@wausauwi.gov to discuss your accessibility needs. We ask your request be provided a

minimum of 72 hours before the scheduled event or meeting. If a request is made less than 72 hours before the event the City of Wausau will make a good faith effort to accommodate your request.



City of Wausau
(715) 261-6500 | clerk@wausauwi.gov
wausauwi.gov



Wausau Fire Department Quarterly Report

Quarter 1 –2026



(Battalion Chief Becker Retires after 22 years of service to the City of Wausau)

Fire Chief Report by Chief Jeremy Kopp

This report covers the period from January through March 2026. The start of the year has been both busy and exciting for the Wausau Fire Department. Key highlights include filling critical positions and the successful passage of the referendum to retain 12 firefighter/paramedic positions following the expiration of SAFER grant and ARPA funding.

In February, we celebrated our members and their families at the annual Firefighters Ball, organized by Lieutenant Brian Bauknecht. This important event provides an opportunity to recognize accomplishments and present awards, while strengthening camaraderie within our department.

In January, we filled the third Fire Prevention Division position with Firefighter/Paramedic Kyle Lech. We also welcomed Matthew Tormohlen as our new EMS Division Chief. Additionally, following the retirement of Battalion Chief Mike Becker, Cody Wiesman was promoted to Battalion Chief to fill the vacancy. We currently have two open positions and anticipate two additional retirements later this year. We are actively working with Human Resources to initiate a hiring process to address these needs.

To improve operational efficiency, the Fire Prevention Division was relocated to Station 2 at the beginning of the year. This move has helped alleviate overcrowding and parking challenges previously experienced at Station 1.

This quarter presented significant weather-related challenges. We responded to one of the largest snowstorms in over 60 years, with approximately 30 inches of snowfall within a 24-hour period. Despite these conditions, our personnel maintained a high level of preparedness through extensive training focused on cold-weather operations, spring storm response, and water-related incidents. It is also important to note that falls continue to be one of the leading causes of 911 calls, with a noticeable increase during winter months due to icy conditions.

We are excited about the arrival of new extrication equipment delivered in March. This purchase was made possible through the efforts of an internal committee that conducted thorough research and testing of multiple vendors before selecting Hurst tools using CIP funding.

Overall, the first quarter of 2026 brought both challenges and successes. The Wausau Fire Department remains committed to enhancing operational readiness, strengthening community partnerships, and improving our facilities to ensure we continue providing the highest level of service to our residents.

On behalf of the department, I extend our sincere appreciation to the City of Wausau, our community partners, and the residents we serve. Your continued support enables us to meet the evolving needs of our community with strength and resilience.

Please do not hesitate to contact my office with any questions or for additional information at 715-261-7901.

Thank you for your continued support.

Fire Operations Report by Deputy Chief Justin Pluess

Operational and Organizational Report by Deputy Chief Justin Pluess

The Wausau Fire Department remains focused on delivering high-quality emergency services while strengthening partnerships, improving internal systems, and honoring the legacy of those who have served.

Community Engagement and Public Outreach

During the first quarter, the Wausau Fire Department hosted eight community listening sessions leading up to the spring referendum. These sessions were designed to educate residents, provide transparency, and answer questions regarding fire department operations, staffing, and service delivery.

These engagements provided valuable two-way communication, allowing the department to better understand community concerns while ensuring residents had accurate information and a better understanding of fire department operations. The strong participation and constructive dialogue reinforced the importance of continued public engagement.

Major Training Initiative

The Wausau Fire Department recently hosted the Wisconsin Emergency Management W422 Multiple-Casualty Incident (MCI) Responder Training at Fire Station 2 in partnership with Wisconsin Emergency Management and Marathon County Emergency Management.

This course provided exceptional training experience focused on preparing for a large-scale emergency incident and ensured that personnel capable of managing high-risk, multi-casualty incidents.



Promotions and Professional Achievement

The department continues to prioritize professional growth and excellence among its members.

Promotions: Jared Koss and Adam Rahn were promoted to the rank of Lieutenant.

Advanced Training Achievement: Firefighter/Paramedic Dylan Shifflett successfully completed the Indiana Smoke Diver Course, widely recognized as one of the most physically and mentally demanding training programs in the fire service. Out of the 45 participants, only 14 completed the program. This accomplishment reflects dedication and resilience, and brings valuable advanced skills back to the department.



Technology and Operational Efficiency Improvements

Significant progress has been made in collaboration with City-County Information Technology staff to modernize scheduling and workforce management systems.

Extensive work has been completed to develop a Request for Proposal (RFP) and evaluate demonstrations for a new scheduling software. This system is expected to:

- Improve operational efficiency and accountability
- Enhance compliance tracking and workforce management
- Provide advanced data capture and reporting capabilities
- Automate vacancy filling through SMS and app-based notifications

Department Traditions

The 5th Annual Wausau Firefighters Ball, “The Walls Still Speak,” was a major highlight of the first quarter. This event celebrated the legacy, tradition, and family culture of the Wausau Fire Department.



The evening featured an opening by the Honor Guard, a keynote address from Mahlon Mitchell, recognition of firefighter years of service and core value awards, formal recognition of retired members, and appreciation for the spouses and families who support department personnel.

The Firefighters Ball continues to serve as an important tradition that honors the department’s history while strengthening its future.

Grant Funding and Equipment Modernization

The Wausau Fire Department continues to pursue external funding opportunities to maintain frontline equipment despite ongoing budget constraints.

Lieutenant Matt Brockman successfully secured an Impact Grant through the Community Foundation of North Central Wisconsin in the amount of \$16,896 to support the replacement of outdated thermal imaging cameras.

This funding will allow the department to purchase three new, modern thermal imaging cameras—critical life-saving tools used during fireground operations. These cameras enable firefighters to see through smoke and low-visibility conditions, improving their ability to locate victims, identify fire extension and hidden hazards, and operate more safely and effectively in high-risk environments.

The Wausau Fire Department extends its sincere appreciation to the Community Foundation of North Central Wisconsin for their support and investment in public safety. Their partnership plays a vital role in ensuring our personnel have the tools necessary to protect both themselves and the community they serve. A full press release will be issued once the thermal imaging cameras are received and placed into service, formally recognizing this important investment.



Department Retirements



The first quarter marked the retirement of Battalion Chief Michael Becker, who served the City of Wausau for over 22 years. Throughout his career, Battalion Chief Becker demonstrated a deep commitment to both the community and his fellow firefighters.

His retirement represents both the conclusion of a distinguished career and a reminder of the strong foundation built by those who have served before.

Closing

In closing, the Wausau Fire Department remains committed to strengthening leadership, expanding training and preparedness, improving operational efficiency, and maintaining transparency with the community to ensure we are well-positioned to meet both current demands and future challenges.

Significant incidents:

January 8th, WFD responded to a structure fire at Northwestern Avenue. The fire was quickly brought under control, preventing further damage to the structure. The early activation of the residential sprinkler system was instrumental in containing the blaze. All residents and pets were safely evacuated and no injuries were reported. The sprinkler system played a crucial role in limiting the fire's spread.

January 26th, WFD Truck 1 responded to a mutual aid request for a structure fire on Rose Avenue in the Village of Rib Mountain. Upon arrival, SAFER Command requested WFD personnel to enter the building to perform a primary search while suppression efforts were ongoing. They initially entered through the A side on the first floor and then proceeded to search the basement, finding no occupants or animals. Once overhaul operations commenced inside the building, SAFER Command advised that 88 Truck 1 was no longer required, and the crew remained at the pumping engine until the scene was cleared and they returned to service.

January 27th, the WFD responded to a structure fire in the Village of Maine to assist the Maine Fire Department. Upon arrival, the Village of Maine Deputy Chief requested assistance with extinguishing the fire and investigating the incident, which was determined to be a chimney fire. Inside the building, WFD crew observed a light haze of smoke and noticed burning embers further up the flue. WFD personnel extinguished the fire, conducted a thorough investigation, and effectively removed any remaining embers from the cleanout area.

February 3rd, WFD Truck-1 was dispatched for mutual aid fire in Weston. Upon arrival, the Incident Commander determined that the truck was needed primarily for manpower rather than aerial operations. The WFD crew shut off the gas supply to the building and then conducted an exterior attack. Next the WFD crew entered the interior to undertake an offensive attack in a first-floor bedroom using a 2.5-inch line, successfully extinguishing the fire. During their efforts, they located and removed a cat from the living room. The crew exited, replaced their air packs with fresh cylinders, and later re-entered to assist with salvage and overhaul on the second floor before exiting the structure. The IC then relieved 88T1 of duty, and the unit returned to service.

March 11th, WFD responded to a residential structure fire on Elm Street. Upon arrival, heavy smoke was visible from the gable end vent of the two-story home. Fire attack was initiated on the alpha side; firefighters quickly located and extinguished the fire, achieving knockdown within minutes of arrival. A thorough search of the second floor revealed only light smoke, and gas was shut off. Animal rescue efforts resulted in the safe removal of three dogs, though two cats and a lizard were found deceased; one dog required medical attention and was in critical condition. The fire damage was confined to the first floor, and the scene was ultimately turned over to the inspection bureau for further investigation.

March 15th, the WFD responded to a structure fire at 400 block of Stewart Avenue. Upon arrival, Ladder 2 experienced difficulty approaching the scene due to snow. During investigation, personnel heard yelling from

Apartment, which prompted a response to that location. They found smoke coming from a couch and helped the occupant exit safely. The couch extinguished was carried outdoors, and air quality checks showed no residual smoke or harmful gases. During questioning by Wausau police, the occupant admitted the fire was caused by his cigarettes, leading to a citation. A neighboring resident, who attempted to assist, complained of smoke inhalation and was evaluated and treated by WFD paramedics.

March 21st, the WFD responded to a structure fire in the 800 block of Ross Avenue, where flames were present in one room and the rest of the building was filled with smoke. En route, dispatch confirmed that all but one occupant had evacuated, and BA1 prepared for rescue efforts. Upon arrival, BA1 noted heavy smoke. WPD officers were attempting to prevent the homeowner from re-entering the house to rescue his dog. Firefighters quickly extinguished the fire and conducted a primary search with no victims found, and ventilated the home. The cause of the fire was deemed electrical in nature.

March 25th, WFD Truck-1 was dispatched to Carter Avenue in the Village of Weston for a reported structure fire. All occupants had already evacuated. Crews coordinated with Incident Command and were tasked with performing a primary search of the building. The first-floor search revealed no findings. Upon entering the second floor, Truck-1 crew observed heavy smoke and temperatures exceeding 150 degrees, with no ventilation active at that time. The crew exited and set up ventilation. Additionally, Truck-1 placed a ground ladder on the B side gable end and cut a hole to investigate the attic space connected to the garage. Water was applied to suppress any potential heat or fire remaining. With no further assignments, the team retrieved tools and completed scene clearance, returning to service after IC confirmation.

March 26th, multiple WFD units responded to Zimmerman Street for a reported structure fire. Engine 1 arrived first and observed heavy smoke coming from the second-floor windows on the A side. The occupant reported an electrical fire in a second-floor bedroom. Engine 1 crew entered through the C side with a 1¾" hose line and water can. Inside, a light smoke was present on the first floor, with heavier smoke on the second floor. A search was conducted on the second floor, where a noticeable heat increase and flames were discovered in the ceiling above. Water was applied to extinguish the flames, with a thermal imager guiding the effort. During overhaul, drywall was pulled in both the affected bedroom and an adjacent room to check for extension; fire was found in the second bedroom ceiling and put out. Engine 3 assisted with overhaul in the first bedroom. By approximately 3:39 AM, the fire was declared extinguished.

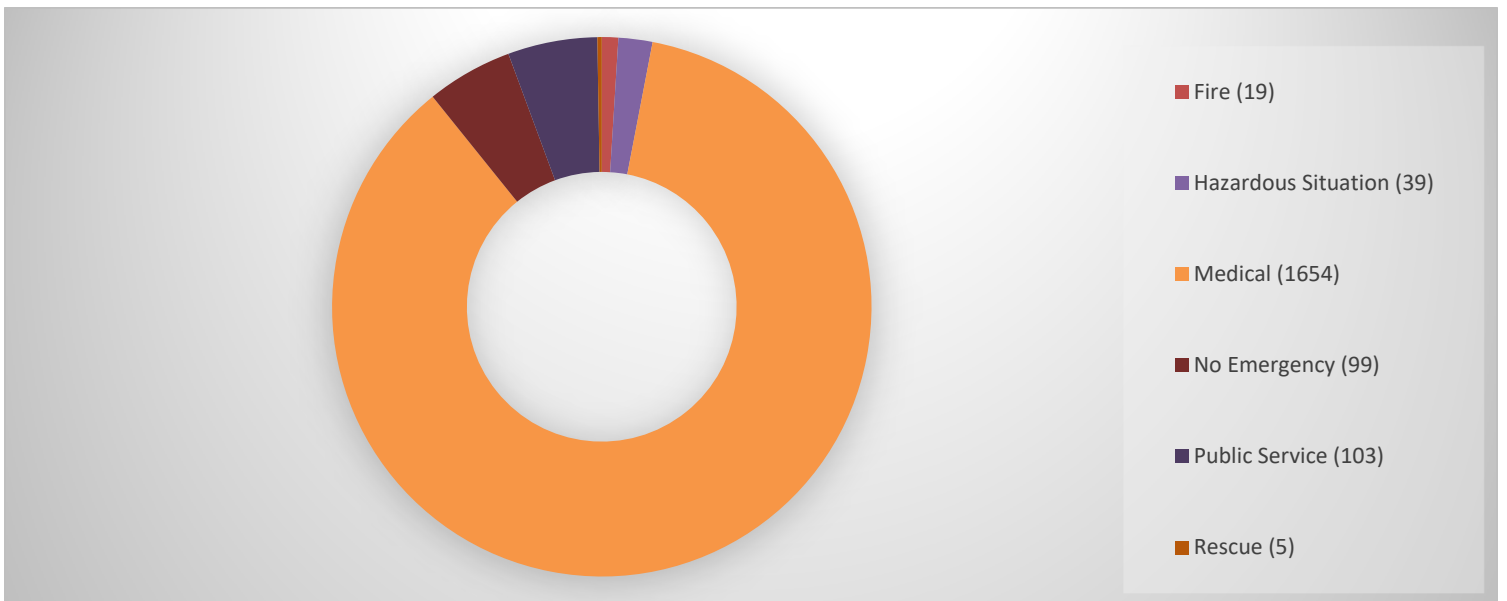
Significant Fire Events:

Date	Address	City	Incident #	Type
1/8/2026	1523 Northwestern Avenue	City of Wausau	F26000045	Fire - Structure Fire - Room and Contents Fire
1/25/2026	1010 Grand Avenue Unit 102	City of Wausau	F26000152	Fire - Structure Fire - Confined Cooking / Appliance Fire
1/26/2026	224120 Rose Avenue	Rib Mountain	F26000165	Fire - Structure Fire - Structural Involvement
1/27/2026	2617 Bayshore Drive	Rib Mountain	F26000169	Fire - Structure Fire - Chimney Fire
1/28/2026	231752 Twin Fawn Trail	Wausau	F26000174	Fire - Outside Fire - Trash / Rubbish Fire
1/28/2026	100 Sherman Street	City of Wausau	F26000180	Fire - Outside Fire - Trash / Rubbish Fire
2/3/2026	8711 Callon Avenue	Weston	F26000221	Fire - Structure Fire - Chimney Fire
2/23/2026	5803 Packer Drive	City of Wausau	F26000334	Fire - Structure Fire - Room and Contents Fire
2/25/2026	Packer Drive	City of Wausau	F26000352	Fire - Transportation Fire - Vehicle Fire - Passenger
2/27/2026	1611 Maple Hill Road	City of Wausau	F26000368	Fire - Structure Fire - Structural Involvement
3/4/2026	805 Flieth Street Unit 1	City of Wausau	F26000392	Fire - Structure Fire - Room and Contents Fire

3/11/2026	South 12th Street	City of Wausau	F26000451	Fire - Transportation Fire - Vehicle Fire - Passenger
3/11/2026	416 Elm Street Unit 1/2	City of Wausau	F26000453	Fire - Structure Fire - Room and Contents Fire
3/15/2026	1006 North 7th Street	City of Wausau	F26000479	Fire - Transportation Fire - Vehicle Fire - Passenger
3/15/2026	4105 Stewart Avenue Unit 16	City of Wausau	F26000485	Fire - Structure Fire - Room and Contents Fire
3/21/2026	801 Ross Avenue	City of Wausau	F26000527	Fire - Structure Fire - Room and Contents Fire
3/25/2026	3311 Carter Avenue	Village of Weston	F26000551	Fire - Structure Fire - Room and Contents Fire
3/26/2026	1911 Zimmerman Street	City of Wausau	F26000560	Fire - Structure Fire - Structural Involvement
3/31/2026	209 Seymour Street	City of Wausau	F26000601	Fire - Structure Fire - Confined Cooking / Appliance Fire

Monthly NERIS Incident Comparison:

	2026	2025	2024	2023	% Of Change from 2025 to 2026
January	662	677	646	579	-2.22%
February	553	590	597	506	-6.27%
March	704	561	555	551	25.49%
April		555	541	527	
May		646	605	574	
June		570	578	553	
July		638	585	679	
August		615	581	571	
September		597	547	548	
October		542	564	616	
November		582	556	624	
December		633	606	623	
TOTAL		7206	6961	6951	



Responses by Municipality (All NERIS Reports):

City	# of Runs	% of Runs	# of Runs - YTD
City of Abbotsford	0	0.00%	0
City of Antigo	0	0.00%	0
City of Colby	0	0.00%	0
City of Merrill	0	0.00%	0
City of Mosinee	1	0.05%	1
City of Schofield	0	0.00%	0
City of Wausau	1,805	94.06%	1,805
Clark County	0	0.00%	0
Lincoln County	0	0.00%	0
Oneida County	0	0.00%	0
Rosholt	0	0.00%	0
Taylor County	0	0.00%	0
Town of Bergen	0	0.00%	0
Town of Berlin	5	0.26%	5
Town of Bern	0	0.00%	0
Town of Bevent	0	0.00%	0
Town of Cassel	1	0.05%	1
Town of Easton	0	0.00%	0
Town of Elderon	0	0.00%	0
Town of Emmet	0	0.00%	0
Town of Frankfort	0	0.00%	0
Town of Franzen	0	0.00%	0
Town of Halsey	0	0.00%	0
Town of Hamburg	1	0.05%	1
Town of Harrison	0	0.00%	0
Town of Hewitt	6	0.31%	6
Town of Hull	0	0.00%	0
Town of Johnson	0	0.00%	0
Town of Knowlton	0	0.00%	0
Town of Marathon	0	0.00%	0
Town of Mosinee	0	0.00%	0
Town of Norrie	0	0.00%	0
Town of Plover	1	0.05%	1
Town of Rib Falls	3	0.16%	3
Town of Rietbrock	1	0.05%	1
Town of Ringle	0	0.00%	0
Town of Stettin	1	0.05%	1
Town of Texas	11	0.57%	11
Town of Wausau	25	1.30%	25
Town of Weston	0	0.00%	0
Town of Wien	3	0.16%	3
Village of Athens	0	0.00%	0
Village of Brokaw	1	0.05%	1
Village of Edgar	2	0.10%	2
Village of Hatley	0	0.00%	0

Village of Kronenwetter	0	0.00%	0
Village of Maine	28	1.46%	28
Village of Marathon City	7	0.36%	7
Village of Rib Mountain	9	0.47%	9
Village of Rothschild	0	0.00%	0
Village of Stratford	0	0.00%	0
Village of Weston	8	0.42%	8
Wittenberg	0	0.00%	0
Wood County	0	0.00%	0
Total	1,919	100.00%	1,919

Activity/Incident Hours Committed:

Category	Time Committed
NFIRS Incidents	457:14:12 Hours
EMS Incidents	2682:04:12 Hours
Non-Incident Activities (Station Maintenance, Vehicle Check-off/Fire Pre-plan, Hazmat Outreach, Administration duties, Public Education, Committee and Staff Meetings)	2585.25 Hours
Training (including Wellness)	2833.11 Hours

Aid Responses:

Type of Aid	# of Runs
Aid Given – Acting as Another Entity – EMS	53
Aid Given – Acting as Another Entity – Fire	0
Aid Given – In Support of Primary Entity - EMS	19
Aid Given – In Support of Primary Entity – Fire	9
Aid Given – In Lieu of Primary Entity – EMS	4
Aid Given – In Lieu of Primary Entity – Fire	1
Aid Received – In Support of Primary Entity - EMS	6
Aid Received – In Support of Primary Entity – Fire	8
Aid Given - Non-Fire Department	2
Request for EMS from Other Agencies to the City of Wausau (where City did not respond)	2
Request for Fire from Other Agencies to the City of Wausau (where City did not respond)	0

EMS Division by EMS Division Chief Matthew Tormohlen

It has been almost a year since the last quarterly update from the Wausau Fire EMS division. For most of 2025, the EMS division operated without a full-time Division Chief, which presented a myriad of training/logistical difficulties for our staff to overcome. A huge thank you to Deputy Chief Justin Pluess, Mindy Walker and EMS Lead Adam Rahn for “keeping the ship on course” during this interim period. Additionally, the entirety of the Wausau Fire department’s front-line staff deserve recognition for stepping up and continuing EMS training activities independently within their respective crews to ensure we maintain the high level of EMS care this community deserves. Our EMS run volume continues to increase annually, with our medics responding to a total of 1727 runs in Q1 2026, an increase of 7.27% over Q1 2025.

I entered as EMS Division Chief in mid-January 2026 and hit the ground running. We had tight deadlines to meet for Continuing Education (CE) hours to maintain National Registry Paramedic certifications, a benchmark of professional EMS services. To accomplish this, in the first Quarter of 2026, following an in-depth review of WFD

internal training records, our Paramedics completed over 750 hours of CE's through online and interactive self-study modules to meet the National Registry Continuing Education requirements. Additionally, in February, we implemented a monthly Critical Case Review process. Each month several high-acuity EMS runs recently completed by Wausau Fire Paramedics are selected. The Medical Director and I review each of these runs in detail and develop an hour-long presentation, highlighting specific disease or trauma processes, what went well, what could go better in the future, protocol implementation, medication and intervention success and final patient disposition.

Following the successful completion of the department's National Registry recertification, we initiated the first steps in closing a gap in our current medical protocols; resuscitation skills for our tiniest patients; newborn babies. Newborn babies, up to 28 days old, require a different set of resuscitation skills, focusing on proper oxygen concentrations, ventilation ratios, and fluid resuscitation. To address this, five of our Paramedics volunteered to be the first in the state of Wisconsin to gain Neonatal Advanced Life Support (NALS). Following the completion of this comprehensive course, these five also gained certification as NALS Instructors and will begin training the remainder of the Fire Department later this spring. Proud of our Medics and how well they adapted their knowledge base during this course.

Another area we are working on improving is our process of airway management. Invasive airway management is the most advanced and high-risk procedure we perform as paramedics. Airway management must be consistent in all areas of its application; replicable training program, equipment use, implementation process and post-incident Quality Assurance. We recently applied for and were successful in gaining almost \$50,000 in grant funding to upgrade all our video laryngoscopy equipment to the most advanced, state-of-the-art equipment available on the market today. We will track the impact these program changes and equipment have on our service through an enhanced Quality Assurance program. This program will focus on maintaining key metrics which improve the entire process of airway management; pre, peri and post-intubation.

Throughout first quarter, Wausau Fire has been forced to maintain our current level of emergency services while operating without two of our front-line ambulances. Due to significant production-related delays, both our newest ambulances remain at the manufacturer's facilities, having design flaws modified and correcting electrical issues identified by our personnel. Because of this, our front-line staff have worked tirelessly to maintain three front-line ambulances, often having to switch between ambulances multiple times within a 24hr period to ensure the maintenance needed can be completed to keep our ambulance fleet running safely.

Moving into second quarter, we will be focusing on renewing State of Wisconsin Paramedic certifications. Additionally, we will be revising and updating our medical protocols and procedures as part of a new operational plan, which will be submitted to the WI State Department of Health Services for approval.

Our Community Care Paramedicine program continues to be instrumental in meeting the needs of a unique subset of Wausau's patient population. Over the last 14 months, the Community Care Program has developed and implemented unique care plans for 10 patients in our community, which has resulted in 194 fewer 911 calls. Our Community Care Paramedic focuses the correct resources on these patients, when they are needed most, which has resulted in both increased quality of life for the patients and a reduction of non-emergent EMS run volume. This allows our front line ALS ambulances to be more readily available for high-acuity EMS runs.

Our Tactical Emergency Medical Service (TEMS) team has been maintaining operational readiness alongside our SWAT team partners from the police department. We've conducted over 100 hours of TEMS related training in the first quarter of 2026, including coordinated field training with multiple neighboring SWAT/TEMS teams. Ensuring our Medics are continually refreshing their tactical skills allows them to perform at the advanced level required for the high-threat environments they face when activated.

Responses by Municipality (EMS Patient Care Reports):

City	# of Reports	% of Reports	# of Reports – YTD
City of Abbotsford	0	0.00%	0
City of Antigo	0	0.00%	0
City of Merrill	0	0.00%	0
City of Mosinee	1	0.06%	1
City of Schofield	0	0.00%	0
City of Wausau	1,625	94.09%	1,625
Clark County	0	0.00%	0
Oneida County	0	0.00%	0
Other	0	0.00%	0
Town of Bergen	0	0.00%	0
Town of Berlin	5	0.29%	5
Town of Bevent	0	0.00%	0
Town of Bern	0	0.00%	0
Town of Cassel	1	0.06%	1
Town of Elderon	0	0.00%	0
Town of Emmet	0	0.00%	0
Town of Frankfort	0	0.00%	0
Town of Franzen	0	0.00%	0
Town of Halsey	0	0.00%	0
Town of Hamburg	1	0.06%	1
Town of Harrison	0	0.00%	0
Town of Hewitt	6	0.35%	6
Town of Hull	0	0.00%	0
Town of Johnson	0	0.00%	0
Town of Knowlton	0	0.00%	0
Town of Marathon	0	0.00%	0
Town of Mosinee	0	0.00%	0
Town of Norrie	0	0.00%	0
Town of Plover	1	0.06%	1
Town of Rib Falls	3	0.17%	3
Town of Rietbrock	1	0.06%	1
Town of Ringle	0	0.00%	0
Town of Stettin	0	0.00%	0
Town of Texas	11	0.64%	11
Town of Wausau	25	1.45%	25
Town of Wien	3	0.17%	3
Village of Athens	0	0.00%	0
Village of Edgar	1	0.06%	1
Village of Hatley	0	0.00%	0
Village of Kronenwetter	0	0.00%	0
Village of Maine	28	1.62%	28
Village of Marathon City	7	0.41%	7
Village of Rib Mountain	5	0.29%	5
Village of Rothschild	0	0.00%	0
Village of Stratford	0	0.00%	0
Village of Weston	3	0.17%	3
Wittenberg	0	0.00%	0
Wood County	0	0.00%	0
Total	1,727	100.00%	1,727

Type of Training	# of Hours	% of Hours	# of Hours -YTD
Company Training	1145.61	62.90%	1145.61
Driver/Operator Training	180.75	9.92%	180.75
Facilities Training	19	1.04%	19
Hazardous Materials Training	41.75	2.29%	41.75
Misc Training	2	0.11%	2
Officer Training	64.25	3.53%	64.25
Specialty Training	368	20.20%	368
Total	1821.36	100.00%	1821.36

Training Categories:

Company Training – General firefighting training

Officer Training – Included leadership, management, supervision, and tactical considerations

Driver/Operator Training – Operation of fire apparatus

Hazardous Materials Training – How to mitigate the leak or spill of hazardous substances

Specialty Training – Rope, confined space, trench, collapse, ice, water, and other special rescues.

Facilities Training – Training at a live-burn facility (may include off-duty time)

Misc Training – Any other training category such as software, administrative, etc.

Type of Training	# of Hours	% of Hours	# of Hours -YTD
Admin Training	15.5	1.53%	15.5
EMS Training	782.5	77.34%	782.5
Fire Instructor Training	45.75	4.52%	45.75
Fire Prevention Training	45	4.45%	45
Investigation Training	123	12.16	123
Total	1011.75	100.00%	1011.75

Fire Prevention Division by Fire Prevention Division Chief Shahn Kariger

Inspections: Throughout the first quarter of 2026, we inspected 787 public buildings and places of employment. We performed 619 inspections that passed, and we had 168 properties with fire code violations. 129 of the 787 were re-inspections from previous violations. The failed inspections were primarily overdue fire extinguisher annual maintenance, failed emergency lighting, and fire alarm annual service and deficiency issues. These properties will require continued follow-up inspections to confirm compliance. We conducted 21 consultation inspections for the quarter. These include consultations for Fire Alarm and Sprinkler Systems, Knox Box updates, and new construction or remodeling. We also received and reviewed 426 reports through the Compliance Engine for services and maintenance of Fire Protection Systems at various businesses.

Investigations: The Division investigated 5 fires during the first quarter of 2026. The first fire originated inside a residential property, caused by combustible materials intentionally placed too close to the open flame of a stove top. The second was classified as accidental involving an extension cord at a commercial property. The third was accidental and involved a heating lamp in a residence which was too close to combustible materials. The most recent two occurred in private residences and were the result of an electrical circuit failure, both accidental. Fortunately, there were no significant injuries because of these fires.

Public Outreach: We leveled up on new smoke alarm and CO detector installations. Totals are- 9 private residences positively affecting 23 citizens, placing 36 smoke alarms and 8 CO detectors. We also provide a home safety survey, education regarding cooking safety, and encourage fire escape planning or options to shelter in place depending on the residents abilities or limitations.

Education: Division Chief Kariger attended Symposium 9 in North Carolina during mid-February. This is the best Community Risk Reduction training and networking event in the nation and is held every two years. The focus is Fire and Life Safety education programs for the community we serve. The Prevention Division also used the first few weeks of January to train our new FF/Inspector who started on January 5th. All personnel successfully

completed paramedic refresher courses and continuing education in compliance with state licensure requirements. Wisconsin paramedics are required to complete 60 hours of continuing education or a refresher course every three years to maintain licensure. This training is in addition to the 40 hours each of inspector and investigator continuing education. We take additional courses as available to stay current in best practices and industry standards.

Promotions: With the retirement of Fire Marshal Brian Stahl on December 20, 2024, the Division experienced a vacancy throughout much of 2025. The department was fortunate to hire Kyle Lech, who joined us from NTC where he served as a Fire Instructor. Kyle brings strong attention to detail, extensive knowledge, and valuable experience as a teacher, evaluator, firefighter, paramedic, inspector, and company officer, all of which will benefit the Prevention Division. He is already making significant progress and demonstrating excellent potential as he transitions into his new role.

SPRING

Along with spring cleaning, let's take the time to make sure our homes and family are safe from the threat of fire.

Here is a check list you should go over with your family:

- ⇒ *Working smoke alarms cut the risk of dying in reported home fires in half*
 - Ensure smoke alarms are installed inside every bedroom, outside each sleeping area and on every level of the home, including the basement
 - Test them at least once a month by pushing the test button
 - Replace the batteries in all smoke alarms. Best way to remember is when you change your clocks, change your batteries.
- ⇒ *The leading cause of home clothes dryer fires is failure to clean them.*
 - Clean the lint filter before or after each load of laundry. Remove lint that has collected around the drum.
 - Keep the area around your dryer clear of things that can burn, like boxes, cleaning supplies and clothing.
- ⇒ *Most cooking fires in the home involve the stovetop.*
 - Keep anything that can catch fire - oven mitts, wooden utensils, food packaging, towels, or curtains - away from your stovetop.
 - Always stay in the kitchen when frying on the stovetop.
- ⇒ *Extension cord fires outnumbered fires beginning with permanent or detachable power cords by two-to-one.*
 - Check electrical cords to make sure they are not running across doorways or under carpets. Extension cords are intended for temporary use.
 - Have a qualified electrician add more receptacle outlets so you don't have to use extension cords.



Prevention Division Activities:

Inspections Completed	Quarterly	Year to Date
Routine Fire Inspections	637	637
Re-inspections	129	129
All other Inspections (Consults/burn complaints,etc)	21	21
Community Paramedic Home Inspection	0	0
Total Inspections	787	787
Fire Investigations	5	5
Inspection Department Activities	Quarterly	YTD
Public Engagement Activities	16	16

WAUSAU PD OPERATIONS REPORT

1st Quarter 2026



Patrol Captains Message

The first quarter of 2026 highlights both the continued demands placed on the Wausau Police Department and the strong, consistent performance of our personnel in meeting those challenges. Call volume and proactive activity remained high, with officers conducting over 1,100 traffic stops, responding to hundreds of calls for service, and managing more than 400 traffic crashes during winter driving conditions. Despite seasonal hazards and staffing impacts related to training and light-duty assignments, our officers maintained a high level of service, professionalism, and responsiveness throughout the quarter.

A notable trend this quarter was the increase in vehicle-related crimes, including break-ins and thefts, as well as continued enforcement activity surrounding impaired driving, with 43 OWI arrests. Traffic enforcement efforts remained focused on safety-related violations such as speeding, operating without insurance, and revoked or suspended licenses, reinforcing our commitment to roadway safety and accountability.

Downtown activity presented ongoing challenges, particularly related to overnight loitering and individuals displaced from shelter services. Through targeted enforcement, increased foot patrol, and coordination with community partners, officers were able to reduce problematic behaviors and improve safety within parking ramps and surrounding areas. These efforts reflect a balanced approach of enforcement and resource coordination to address complex social issues.

The Community Resource Unit continued to make a significant impact through proactive drug enforcement and investigative work. The seizure of large quantities of methamphetamine, heroin, cocaine, and marijuana, along with multiple search warrants, arrests, and felony charges, demonstrates a focused effort on disrupting

drug trafficking and reducing harm within the community. Additionally, investigations into Internet Crimes Against Children and overdose incidents remain a critical priority requiring continued attention and resources.

Mental health-related calls for service and welfare checks continue to represent a substantial portion of our workload, underscoring the importance of the CART program and our ongoing partnership with Marathon County. These calls require time, patience, and specialized response, and our personnel continue to handle them with professionalism and care while balancing other enforcement responsibilities.

While staffing is improving with new officers progressing through field training, the Patrol Bureau continues to operate below full strength due to training commitments and temporary duty limitations. Even so, our teams have remained adaptable, maintaining operational effectiveness and supporting one another through a demanding and evolving environment.

Overall, the first quarter reflects a department that is proactive, resilient, and committed to serving the Wausau community. Our officers continue to demonstrate professionalism, accountability, and dedication in every aspect of their work. As we move further into 2026, we will continue to focus on crime prevention, traffic safety, community engagement, and addressing the complex needs of those we serve.

Patrol Captain Melinda Pauls

Group A Crime Counts by Incident/Arrest Date

January 2026 - March 2026

<u>Crime Category</u>	<u>Offenses</u>	<u>Victims</u>	<u>Clearances</u>	<u>Adult Arrests</u>	<u>Juvenile Arrests</u>	<u>Total Arrests</u>
Total Crime	338	342	196	141	12	153
Crimes Against Persons	82	82	52	41	5	46
Murder & Non-Negligent Manslaughter	0	0	0	0	0	0
Manslaughter by Negligence	0	0	0	0	0	0
Sex Offenses	7	7	2	2	0	2
• Rape	1	1	0	0	0	0
• Sodomy	0	0	0	0	0	0
• Sexual Assault w/Object	2	2	1	1	0	1
• Fondling	4	4	1	1	0	1
Sex Offenses - Nonforcible	3	3	0	0	0	0
• Incest	0	0	0	0	0	0
• Statutory Rape	3	3	0	0	0	0
Assault Offenses	66	66	46	35	5	40
• Aggravated Assault	13	13	12	4	1	5
• Simple Assault	44	44	29	30	3	33
• Intimidation	9	9	5	1	1	2
Kidnapping/Abduction	5	5	4	4	0	4
Human Trafficking	1	1	0	0	0	0
• Human Trafficking, Commercial Sex Acts	1	1	0	0	0	0
• Human Trafficking, Involuntary Servitude	0	0	0	0	0	0
Crimes Against Property	112	116	34	19	3	22
Robbery	1	1	0	0	0	0
Burglary	6	7	1	1	0	1
Theft/Larceny	43	45	9	6	2	8
• Theft - Pocket-Picking	0	0	0	0	0	0
• Theft - Purse Snatching	0	0	0	0	0	0
• Theft - Shoplifting	14	14	7	4	2	6
• Theft From Building	6	6	1	0	0	0
• Theft From Coin-Op. Machine	0	0	0	0	0	0
• Theft From Motor Vehicle	5	5	0	0	0	0



Crime Counts - Wausau PD
January 2026 - March 2026

• Theft of Motor Vehicle Parts	1	2	0	0	0	0
• Theft - All Other Larceny	17	18	1	2	0	2
Motor Vehicle Theft	10	10	7	6	1	7
Stolen Property Offenses	2	2	2	1	0	1
Arson	1	1	1	0	0	0
Counterfeiting/Forgery	4	5	1	1	0	1
Fraud Offenses	19	19	3	2	0	2
• Fraud - False Pretenses	10	10	0	0	0	0
• Fraud - Credit Card/ATM	4	4	1	0	0	0
• Fraud - Impersonation	0	0	0	0	0	0
• Fraud - Welfare	0	0	0	0	0	0
• Fraud - Wire	0	0	0	0	0	0
• Fraud - Identity Theft	3	3	2	2	0	2
• Fraud - Hacking/Computer Invasion	2	2	0	0	0	0
Embezzlement	2	2	0	0	0	0
Extortion/Blackmail	0	0	0	0	0	0
Bribery	0	0	0	0	0	0
Destruction/Vandalism	24	24	10	2	0	2
Crimes Against Society	144	144	110	81	4	85
Weapon Law Violations	10	10	6	4	0	4
Prostitution Offenses	1	1	0	0	0	0
• Prostitution	0	0	0	0	0	0
• Prostitution - Assisting	1	1	0	0	0	0
• Prostitution - Purchasing	0	0	0	0	0	0
Drug/Narcotic Offenses	127	127	100	73	4	77
• Drug/Narcotics Violations	65	65	51	53	4	57
• Drug Equipment Violations	62	62	49	20	0	20
Gambling Offenses	0	0	0	0	0	0
• Gambling - Betting	0	0	0	0	0	0
• Gambling - Operating	0	0	0	0	0	0
• Gambling - Equipment Violations	0	0	0	0	0	0
• Gambling - Sports Tampering	0	0	0	0	0	0
Pornography	6	6	4	4	0	4
Animal Cruelty	0	0	0	0	0	0



Group B Arrests by Arrest Date

January 2026 - March 2026

<u>Crime Category</u>	<u>Adult Arrests</u>	<u>Juvenile Arrests</u>	<u>Total Arrests</u>
Total Crime	221	17	238
Bad Checks	0	0	0
Curfew/Loitering/Vagrancy	4	0	4
Disorderly Conduct	43	9	52
Driving Under the Influence	57	0	57
Family Offenses, Nonviolent	1	0	1
Liquor Law Violation	12	3	15
Peeping Tom	0	0	0
Trespass of Real Property	31	0	31
All Other Offenses	73	5	78

Counting Rules

Counts on this page are based on the month of the incident or arrest, rather than the month the incident was submitted. If the incident date is unknown, the report date is used. Counts are subject to change as data are updated.

Offense counts are calculated based on the number of offenses for each victim (per incident) for Crimes Against Persons and the number of unique offense types (per incident) for Crimes Against Property and Crimes Against Society. For burglary and motor vehicle theft, offense counts are based on the number of premises entered and the number of vehicles stolen, respectively.

Victim counts are calculated based on the number of victims connected to each unique offense type in an incident. For Crimes Against Persons, the number of victims will be equal to the number of offenses. Victims will be counted more than once if they are connected to multiple offenses.

Arrest counts are calculated based on the number of arrestees listed on a Group A or Group B incident. Each arrestee is counted only once per incident. Arrests are categorized based on the specific Group A or Group B arrest code submitted by the agency, rather than the incident offense code. Since agencies only submit the most serious arrest charge for each arrestee on an incident, arrest counts are not indicative of the number of charges.

Incidents are cleared in one of two ways: by arrest or by exceptional means. Clearance counts are based on the number of offenses cleared in a given month regardless of when the offense occurred, and can therefore be greater than the number of offenses in a given month. In incident-based reporting, the first arrest on an incident, or an exceptional clearance, will clear all offenses associated with the incident.

Patrol Bureau

Patrol Staffing – Department is currently at full staff

- Officers Ethan Bares, Cody Friedenfels, Dakota Heidmann and Eric Valadez are currently in Field Training with anticipated completion in April! All four are excited to be on their own serving the community of Wausau.
- Our officer who is on Active Duty has been extended, unknown timeframe, but potentially will not be back until late June.
- We currently have 2 officers on light duty
 - with the 4 new officers in training the Patrol Bureau is operating 6 officers short. One is expected to return in May, the second in August.

Significant calls handled by Patrol officers

Vehicle thefts

During the first quarter the department saw a significant number of vehicle break-ins, including several vehicle thefts.

Snow/crashes

Officers responded to a total of 415 vehicle crashes, including 66 Hit and Run crashes. The significant amount of snow during some of our winter storms brought challenges responding to some calls.

Vacant Home Checks

Officers performed 28 vacant home checks for citizens.

Sexual Assaults

Officers responded to and investigated seven sexual assaults.

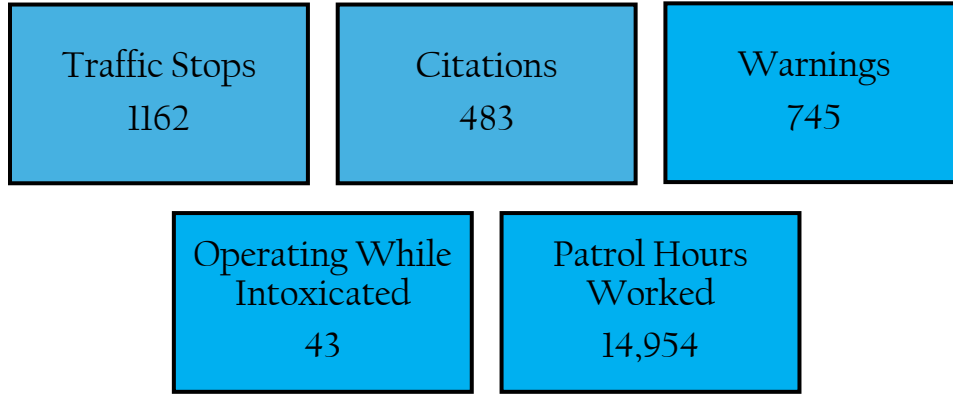
Warrant Service Attempts

Officers responded to 147 Arrest warrant attempts.

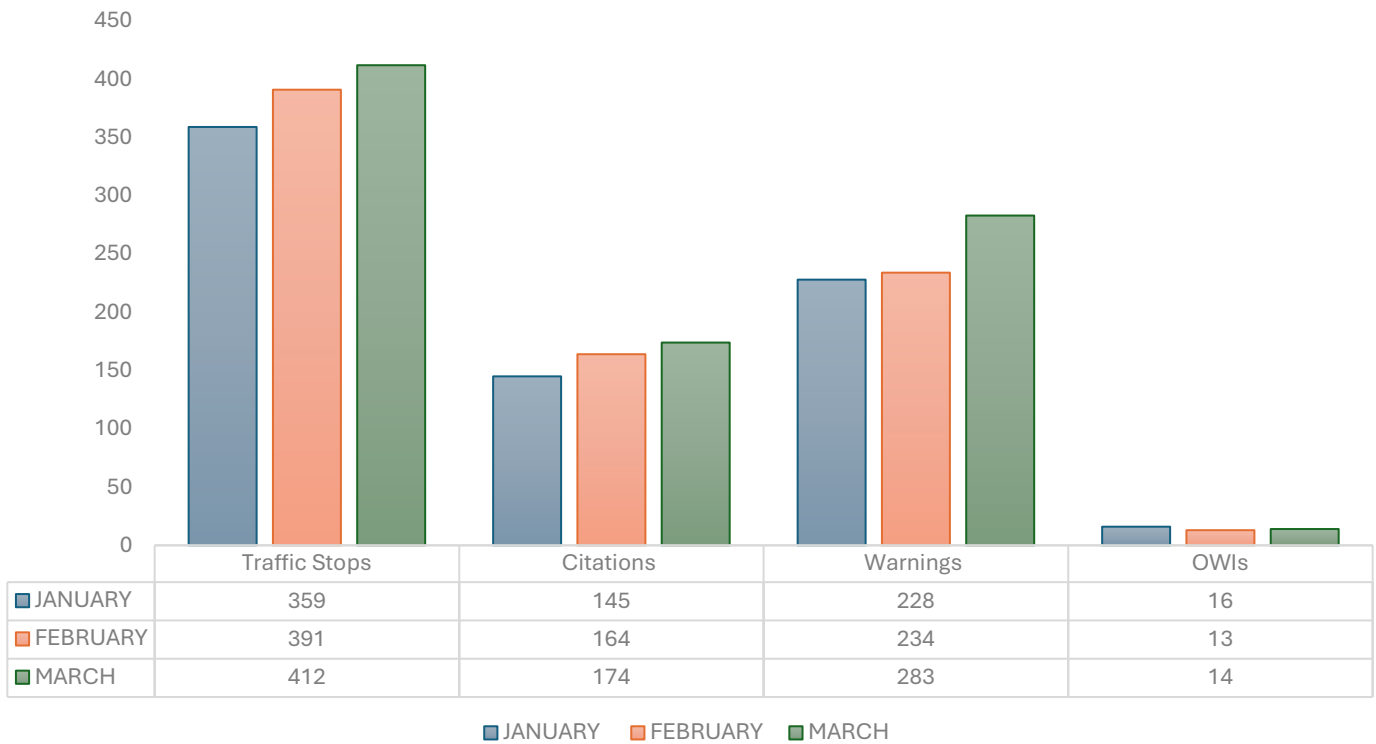
Stabbing

A Male found his wife in their bedroom with another man and confronted them with a boxcutter. Confrontation between suspect and victim resulted in both requiring stitches from lacerations. Suspect arrested for 2nd degree reckless w/dangerous weapon.

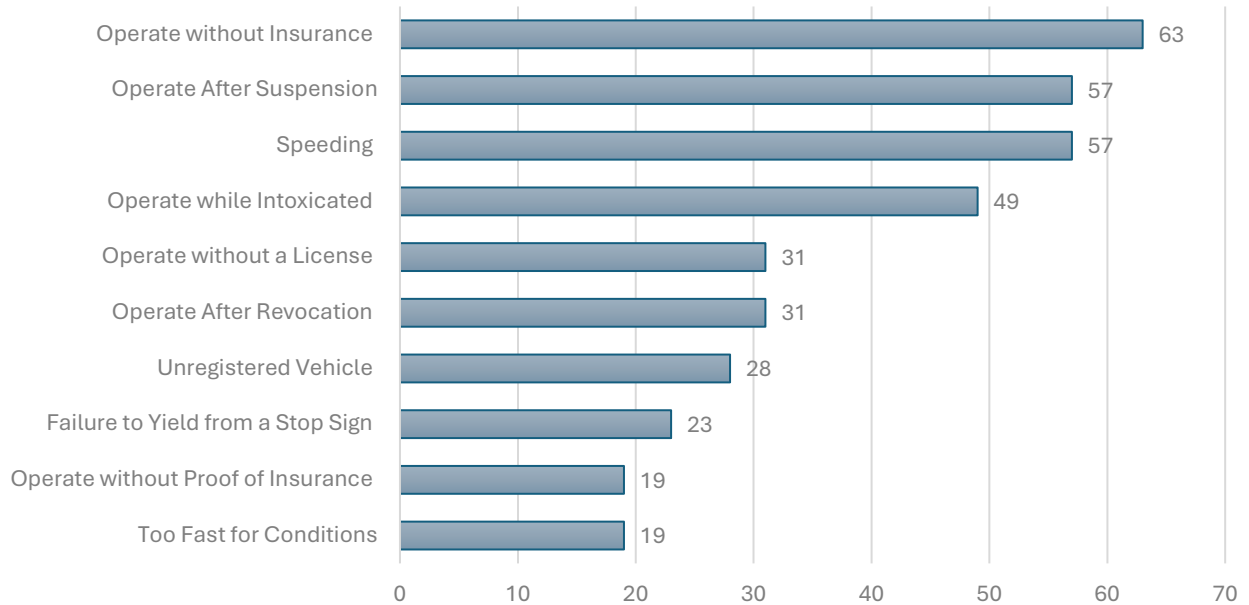
Year – to – Date Traffic Totals 2026



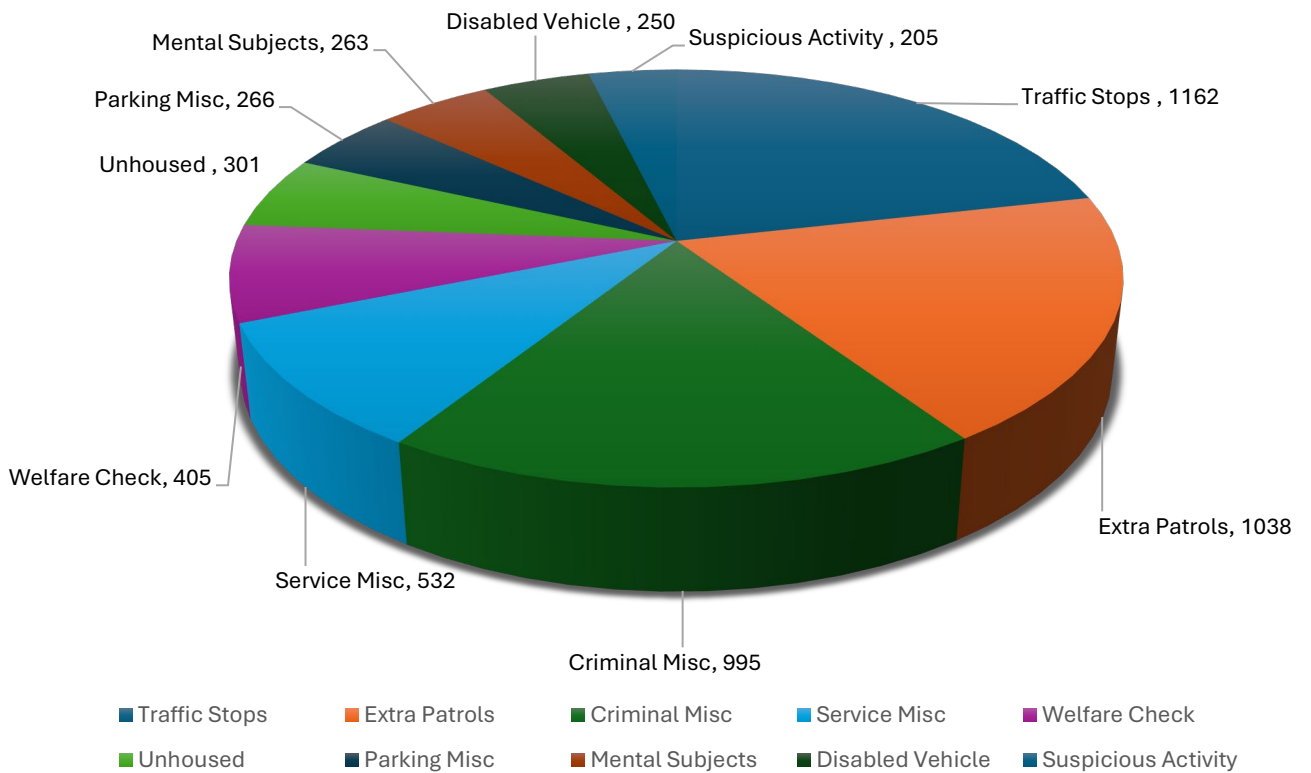
Monthly Traffic Enforcement - First Quarter 2026



Frequently Cited Traffic Violations - First Quarter 2026



Frequent Calls for Service - First Quarter 2026



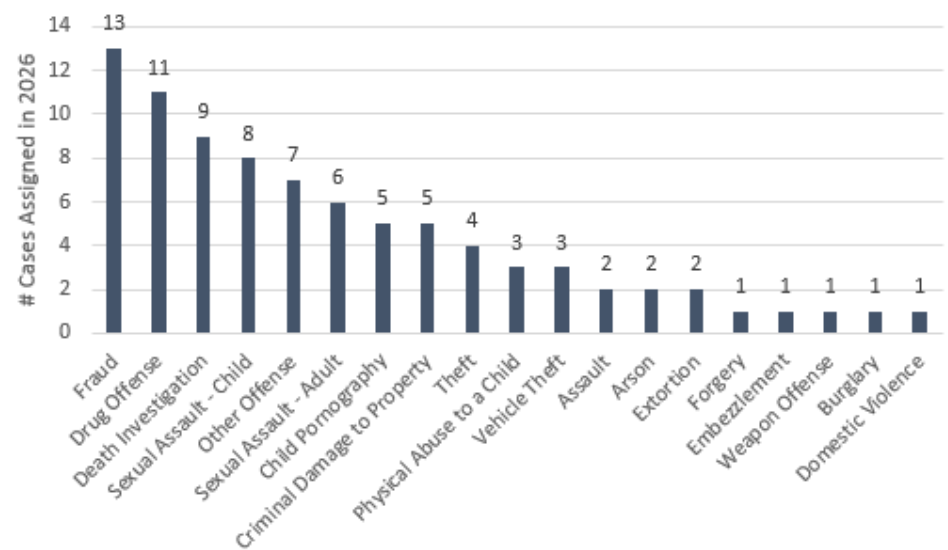
Investigations Bureau

- Detectives
- School Resource Officers (SRO)
- Victim Resource Unit (VRU)

Public Health & Safety – Investigations Bureau Update

This report provides a snapshot of major cases

Detective Case Load by Crime Type



	Jan	Feb	Mar	Apr	May	Jun	Jul	Aug	Sept	Oct	Nov	Dec
Cases Assigned	30	23	27									

1st Quarter Convictions

Shaye Zinzer
 Drug Charges – Fentanyl/Heroin
 5 years Prison; 5 years Parole

Kennizzie Jones
 3rd Degree Sexual Assault – DV
 5 years Prison; 5 years Parole

Logan Craft
 2nd Degree Sexual Assault
 9 years Prison; 10 years Parole

Gregory Laduron
 Poss with Intent - Meth
 5 years Prison; 6 years Parole

Roger Taylor
 2nd Degree Sexual Assault
 10 years Prison; 10 years Parole

William Watson
 Poss with Intent - Meth
 5 years Prison; 5 years Parole

Otha Franklin
 2nd Degree Reckless Homicide
 10 years Prison; 10 years Parole

Zachary Duron-Rodriguez
 Poss with Intent - Meth
 6 years Prison; 6 years Parole

Major Cases (last quarter)

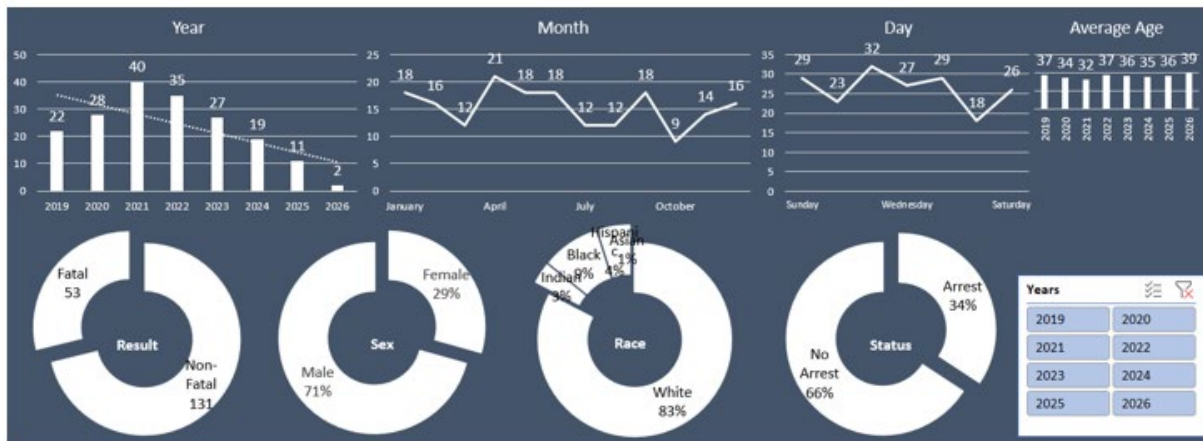
Date	Type of Investigation	Synopsis
1/6/2026	Death Investigation	Suicide A 23-year-old male died by suicide. Case Closed
1/12/2026	Fraud	Microsoft Security Alert Scam A 68-year-old woman was scammed out of more than \$150,000 after calling a number on a fake "Microsoft Security Alert" pop-up and then meeting the scammers in person to deliver the money. Suspects remain unidentified. Case Closed
1/15/2026	Death Investigation	Suicide A 37-year-old female died by suicide. Case Closed
2/20/2026	Fraud	Compromised Apple Account Scam A 77-year-old woman lost more than \$62,000 after responding to a fraudulent text message about a compromised Apple account and meeting the suspects in person to provide the funds. Suspects remain unidentified. Case Closed
3/4/2026	Fire Investigation	Arson to Apartment 800 block of Eljeth Street A 40-year-old man was arrested after attempting to set fire to his own apartment. Case Closed
3/7/2026	Death Investigation	Overdose (drugs) An 18-year-old man died by drug overdose. Case Open
3/8/2026	Death Investigation	Overdose (drugs) A 59-year-old man died by drug overdose. Case Open
3/12/2026	Fraud	Compromised Credit Card Scam A 67-year-old woman suffered losses exceeding \$210,000 after responding to a fraudulent pop-up about her Discover card and meeting the suspects in person to provide gift cards and cash. Suspects remain unidentified. Case Closed
3/26/2026	Death Investigation	Suicide A 69-year-old male died by suicide. Case Closed

Drug Overdoses

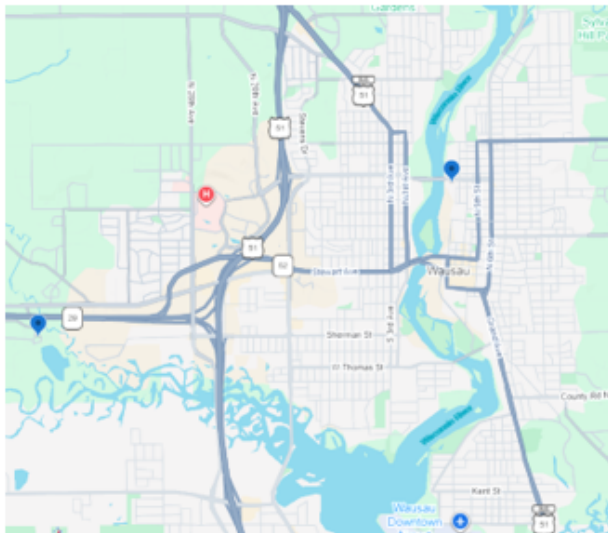
2026



2019-2026



Overdoses by Location (current year)



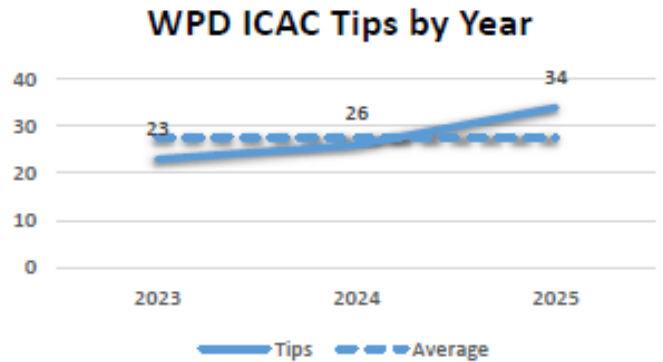
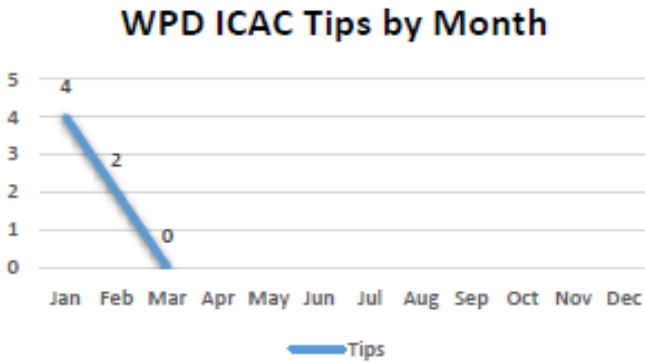
Summary

The Wausau Police Department has experienced a sustained decline in overdose responses since peaking in 2021:

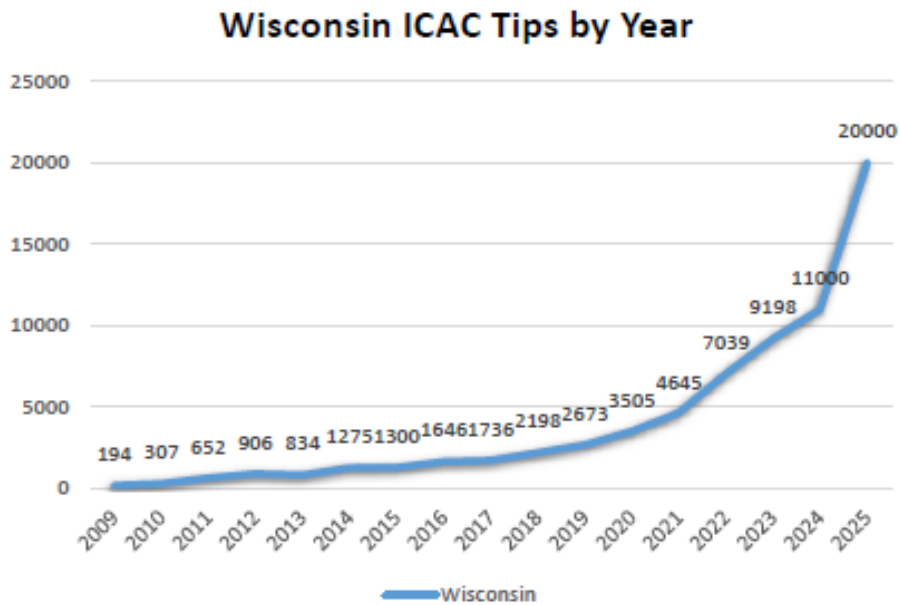
- **2021**: 40 overdoses (12 fatal) — highest on record.
- **2022**: 35 overdoses (9 fatal) — a 12% overall decrease and a 25% reduction in fatalities.
- **2023**: 27 overdoses (10 fatal, 17 non-fatal) — a 23% reduction from the prior year.
- **2024**: 19 overdoses (6 fatal, 13 non-fatal) — a 30% reduction from the prior year.
- **2025**: 11 overdoses (3 fatal, 8 non-fatal) — a further 42% decrease from 2024, with fatalities down 50%.
- **2026**: 2 overdoses (2 fatal, 0 non-fatal) — a 27% downward trend overall, but trending back up in fatalities.

Internet Crimes Against Children (ICAC) Statistics

The following graphs show the number of ICAC tips received by WPD per month and year.



The following graph shows the number of ICAC tips received by Wisconsin DOJ per year.



Summary

WPD has experienced a steady rise in ICAC tips over the past three years, representing a 52% increase from 2023 to 2025. Locally, online child-exploitation incidents are not leveling off—they are accelerating.

The statewide trend is much more dramatic. Since 2009, Wisconsin has seen an explosive increase—more than a 100-fold rise. The most significant growth occurs after 2020, with tips nearly doubling in just the last two years.

Downtown Officer Program

During the first quarter, there was a noticeable increase in activity and loitering within downtown parking ramps, particularly during overnight hours. This rise appears to correlate with a growing number of individuals being permanently barred from accessing emergency shelter services due to repeated rule violations, disorderly conduct, and, in some cases, violent behavior.

In response, officers implemented enhanced enforcement strategies, including increased foot patrols within the ramps, expanded use of video surveillance to identify and locate violators, and the issuance of citations. In several instances, arrests were made for repeated violations.

These proactive measures have contributed to a measurable reduction in loitering and related criminal activity within the parking ramps and the surrounding areas.

Officers Nathan Porath and Brady Copas



CART QUARTERLY

January - March 2026

	# Mental Health CFS	# Welfare Check CFS	# 51.15 Detentions	# CART Responses to CFS
Jan - Mar 2026	294	427	27	151
2025 Total	1,046	1,751	109	542
2024 Total	1,212	1,769	175	495
2023 Total	1,219	1,913	117	640
2022 Total	930	1,874	126	583

51.15 by Type	Adults / Juveniles	Community / Facility
2026 YTD	24/3	19/8
2025 Total	97 / 12	69 / 40
2024 Total	135/40	103/72
2023 Total	90/27	80/37
2022 Total	102 / 24	84 /42

*CART is a shared resource with MNSO; above data represents WPD jurisdiction activities only. WPD has one (1) CART Officer, on M-F day shift schedule. This position is not back-filled during the CART Officer's off-days. MNSO's CART Deputy also responds to relevant CFS in the City when available.

“CFS”: Calls For Service (Officer initiated activities and calls received from Dispatch).

“Mental Health” and “Welfare Check” are the two most common types of CFS (coded by Dispatch based on the initial information reported) that involve individuals in crisis.

“Community” origin of 51.15 / 51.45: Law enforcement is called to a location in the community (*residence, business, public location*) in response to an individual in crisis (or incapacitated). De-escalation, safety planning, and/or diversion is not viable or is unsuccessful, resulting in 51.15 or 51.45 detention.

“Facility” origin of 51.15: While under care or custody of the Jail, NCHC, or medical facility; an inmate or patient is suicidal or otherwise assessed on-site by a Crisis Professional, and deemed in need of 51.15. Law Enforcement is then called upon to confirm and complete the 51.15 (as required by WI Stats.) **Lacks opportunity for diversion.**

“51.15”: “Emergency Detention” under WI Statute 51.15. Law enforcement may take into custody an individual who is:

- (1) Mentally ill, drug dependent or developmentally disabled, and;
- (2) A substantial probability of physical harm to him/herself or others is evident by recent acts or omissions, attempts or threats.

“51.45”: “Alcohol or Drug Detention” under WI Statute 51.45. “A person who appears to be ‘incapacitated by alcohol or another drug’ shall be placed under protective custody by a law enforcement officer.”

Community Resource Unit

Community Resource Unit consists of 5 officers and 1 Lieutenant (CROs)

- **There were two reported drug overdoses in the City during the months of January – March**
 - Both overdoses were fatal, detective bureau handling the investigations.
- **Conducted drug trafficking investigations to include;**
 - 3 residential Search warrants / 8 other search warrants
 - Drug search warrant on the eastside resulting in drugs and a stolen gun from Weston recovered.
 - Search warrant on westside resulting in the arrest of an adult female who was on the run for 3.5 years.
 - Undercover predator operation where an adult male was arrested for several charges to include utilizing a computer to facilitate a child sex crime.
 - 1 Controlled buy.
 - **Seized over 380 grams of Methamphetamine**
 - One use is usually around 0.1 gram (point)
 - *3800 doses/uses seized this quarter*
 - Seized 15 prescription pills.
 - **Seized 5.38 grams of Heroin**
 - One use is .05 - 0.1 gram (half point or point)
 - *53-106 uses/doses seized this quarter*
 - Seized over 2.81 grams of Cocaine
 - One use is about 0.1 grams
 - *29 uses / doses seized*
 - **Seized 1610 grams of Marijuana**
 - a gram will produce 1 to 2 joints
 - *1610-3220 joints worth seized this quarter*
 - Seized one firearm.
 - 55 Arrests / Referrals
 - 62 Felony Charges
 - 50 Misdemeanor Charges
 - *88 Traffic stops*
 - *46 Vehicle searches*

Records Bureau

Law enforcement would not be able to do its job successfully without access to data. The 79 sworn officers at the Wausau Police Department create a lot of data and paperwork, but it's only useful if it can be found when it's needed, and only if it gets to the correct people. We have one Office Manager, four Administrative Assistants that keep all of our processes moving. They receive information from the officers, be sure it is entered and properly cataloged, forward it to other agencies and departments, and then review and potentially release when requested. This includes paper reports, squad video and body worn camera, photos, and lost and found items.

This department is also the first point of contact for customer service for the public. They are a cheerful, resourceful group who go out of their way to be sure needs get met in as timely a manner as possible.

Statistics for January 1 to March 31

	2025	2026
Incident reports	2991	2543
Arrest Reports	568	556
Accident Reports	258	260
Traffic Citations	797	748
Criminal Citations	183	186
Warnings	1344	1070

Open Records Statistics - NextRequest

** Statistics are based on the current date ran [4/10/26]. Requests completed reference the month/quarter they were intaked into Next Request.

	January	February	March	Total by QTR
Number of Record Requests (Intake)	135	120	116	371
Number of Interagency Requests - NR	18	13	1	32
Number of Interagency Requests-Email Folder	108	77	114	299
How Many had videos	40	41	35	116
Number of requests completed	135	115	106	356
How Many Media Requests	28	20	12	60
How Much Time Spent on Requests (hrs/min)	33hr 45m	107hr 47m	161hr 35m	303hr 7m
	April	May	June	Total by Qtr.
Number of Record Requests (Intake)				0
Number of Interagency Requests - NR				0
Number of Interagency Requests-Email Folder				0
How Many had videos				0
Number of requests completed				0
How Many Media Requests				0
How Much Time Spent on Requests (hrs/min)				
	July	August	September	Total by Qtr.
Number of Record Requests (Total NR)				0
Number of Interagency Requests - NR				0
Number of Requests-Email Folder				0
How Many had videos				0
Number of requests completed				0
How Many Media Requests				0
How Much Time Spent on Requests (hrs/min)				
	October	November	December	Total by Qtr.
Number of Record Requests (Total NR)				0
Number of Interagency Requests - NR				0
Number of Requests-Email Folder				0
How Many had videos				0
Number of requests completed				0
How Many Media Requests				0
How Much Time Spent on Requests (hrs/min)				